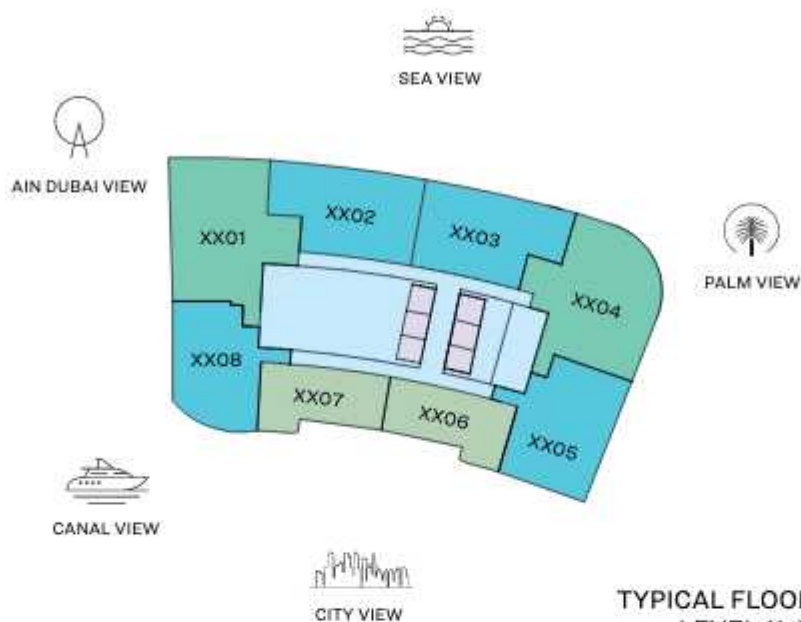
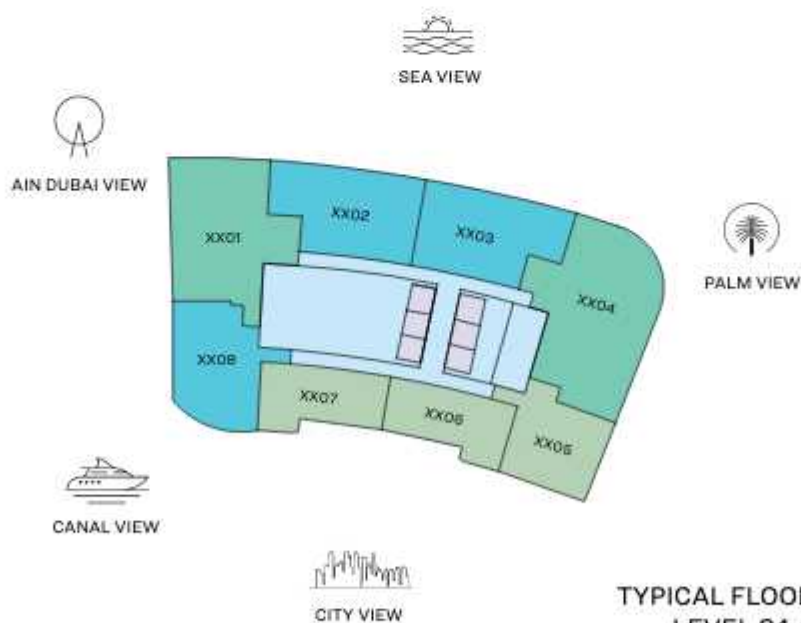


FLOOR PLAN LAYOUT

TOWER A



TYPICAL FLOOR PLAN
LEVEL 11-23



TYPICAL FLOOR PLAN
LEVEL 24-32

- 1 BED UNIT
- 3 BED UNIT
- 2 BED UNIT
- LOBBIES, CORRIDORS & STAIRS
- LIFTS

Disclaimer: 1. All dimensions are in metric, measured to wall finishes. 2. All materials, dimensions & drawings are approximate. 3. Information is subject to change without notice, at developer's absolute discretion. 4. Actual area may vary from the stated area. 5. Drawing are not to scale. 6. All images used are for illustrative purpose only and do not represent the actual size, features, specifications, fittings and furnishings. 7. The developer reserves the right to make revisions/ alterations, at its absolute discretion, without any liability whatsoever.

3 BEDROOM APARTMENT

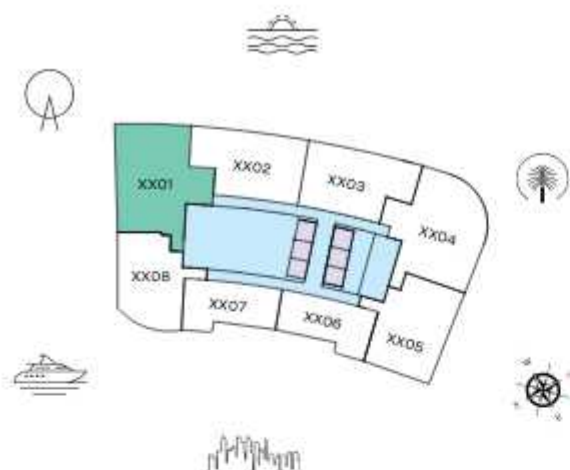
TYPE A (with maid room and powder room + balcony)

TOTAL SALEABLE AREA

SUITE = 1,852.47 SQ.FT.

BALCONY = 176.53 SQ.FT.

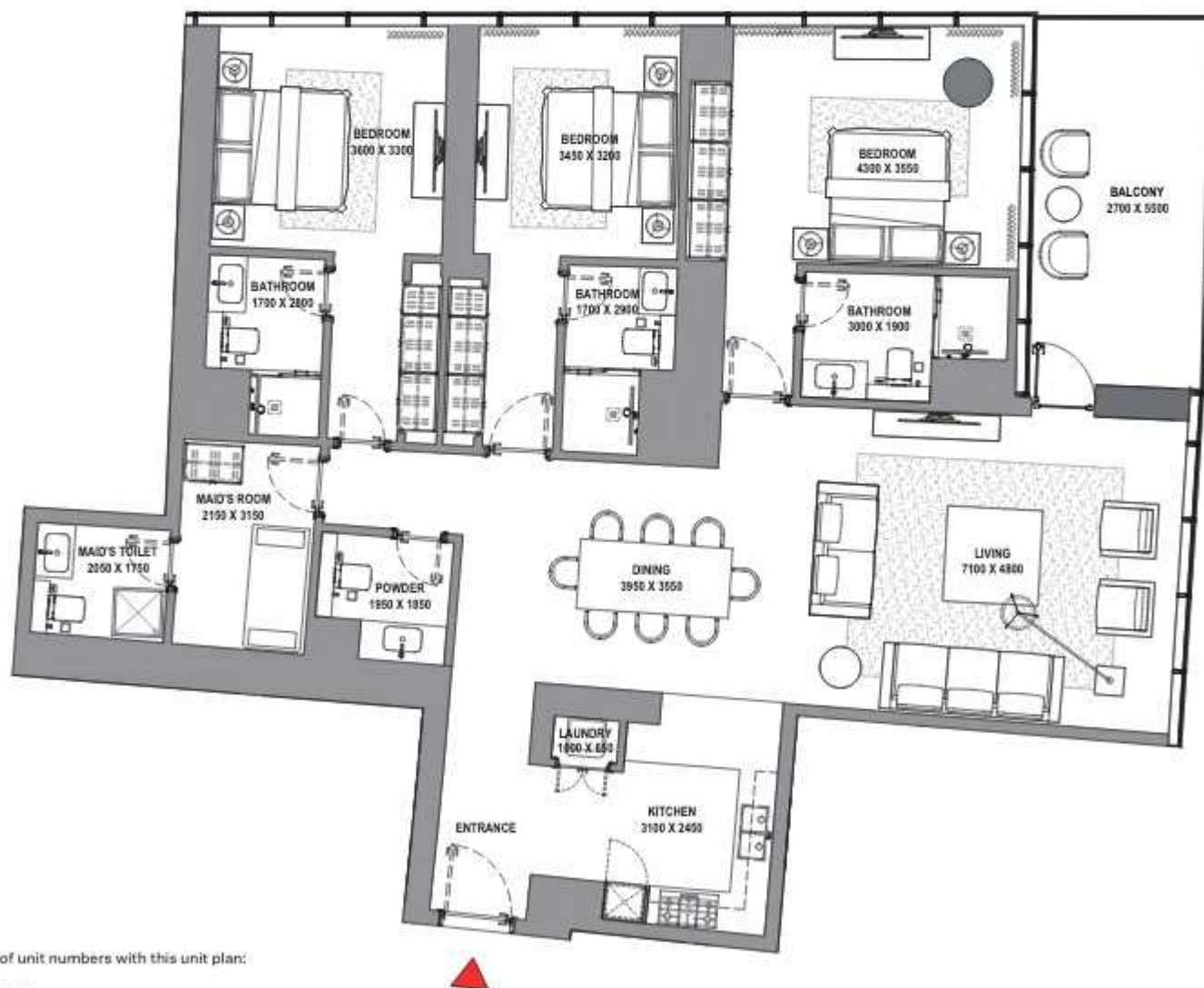
TOTAL = 2,029.00 SQ.FT.



UNIT



TYPICAL FLOOR PLAN
LEVEL 11-32



List of unit numbers with this unit plan:

VIEWS

Blue waters, Ain Dubai, Palm Jumeirah, Harbour, JBR Beach, Sea, Marina Skyline, Skydive
1101

Blue waters, Ain Dubai, Palm Jumeirah, Harbour, JBR Beach, Marina, Sea, Marina Skyline, Skydive
1201, 1301, 1401, 1501, 1601, 1701, 1801, 1901, 2001, 2101, 2201, 2301, 2401, 2501, 2601, 2701, 2801, 2901, 3001, 3101, 3201

Disclaimer: 1. All dimensions are in metric, measured to wall finishes. 2. All materials, dimensions & drawings are approximate. 3. Information is subject to change without notice, at developer's absolute discretion. 4. Actual area may vary from the stated area. 5. Drawing are not to scale. 6. All images used are for illustrative purpose only and do not represent the actual size, features, specifications, fittings and furnishings. 7. The developer reserves the right to make revisions/ alterations, at its absolute discretion, without any liability whatsoever.

3 BEDROOM APARTMENT

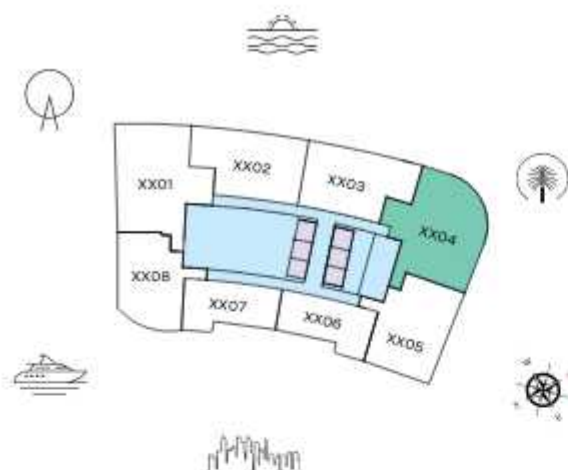
TYPE B (with maid room and powder room + balcony)

TOTAL SALEABLE AREA

SUITE = 1,963.55 SQ.FT.

BALCONY = 119.16 SQ.FT.

TOTAL = 2,082.71 SQ.FT.



TYPICAL FLOOR PLAN
LEVEL 11-23

UNIT



List of unit numbers with this unit plan:

VIEWS

Palm Jumeirah, Harbour, Sea, Skydive

1104, 1204, 1304, 1404, 1504, 1604, 1704, 1804, 1904, 2004, 2104, 2204, 2304

Disclaimer: 1. All dimensions are in metric, measured to wall finishes. 2. All materials, dimensions & drawings are approximate. 3. Information is subject to change without notice, at developer's absolute discretion. 4. Actual area may vary from the stated area. 5. Drawing are not to scale. 6. All images used are for illustrative purpose only and do not represent the actual size, features, specifications, fittings and furnishings. 7. The developer reserves the right to make revisions/ alterations, at its absolute discretion, without any liability whatsoever.

3 BEDROOM APARTMENT

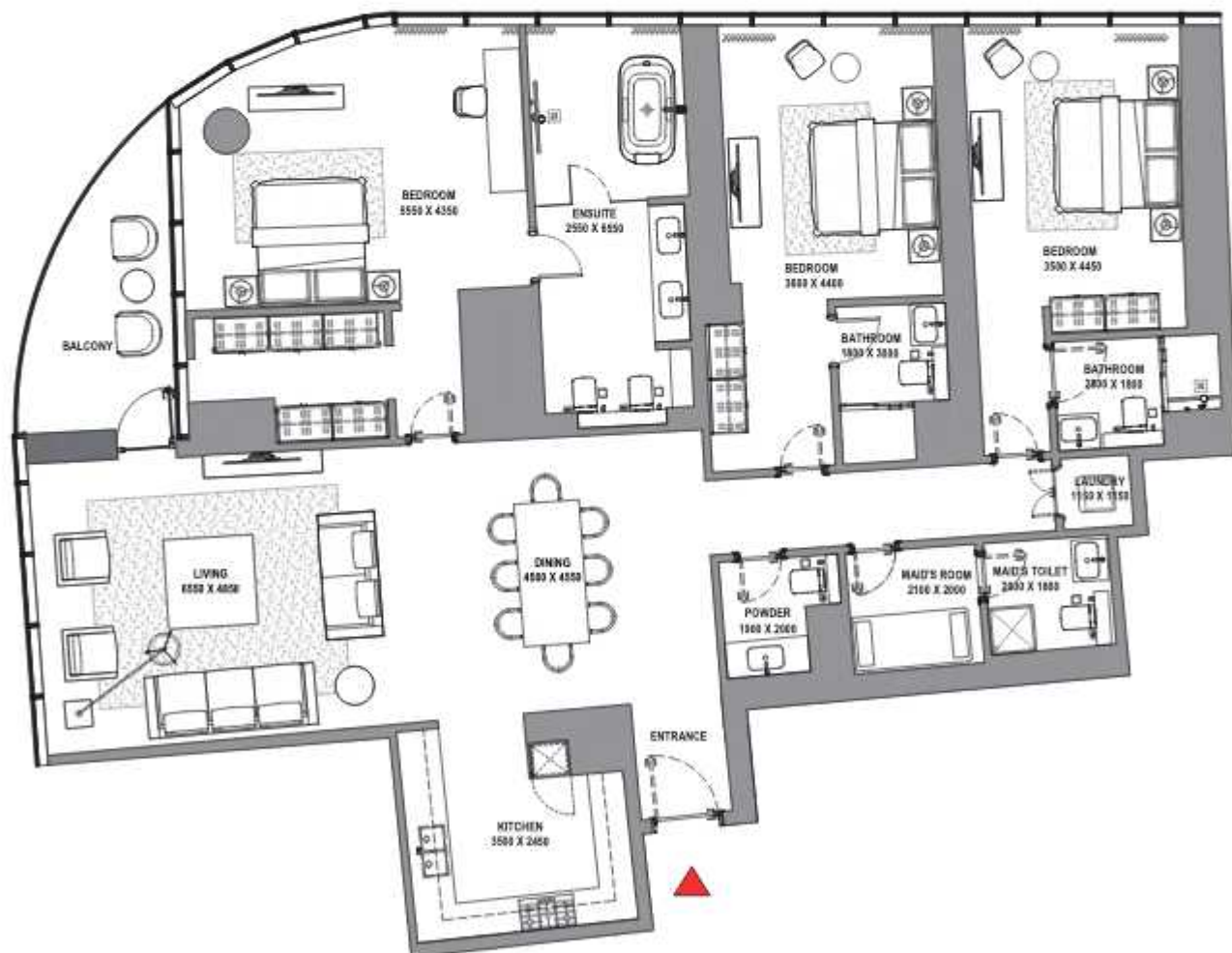

TYPE C (with maid room and powder room + balcony)

TOTAL SALEABLE AREA

SUITE = 2,338.89 SQ.FT.

BALCONY = 119.16 SQ.FT.

TOTAL = 2,458.05 SQ.FT.



List of unit numbers with this unit plan:

VIEWS

Palm Jumeirah, Harbour, Sea, Skydive

2404, 2504, 2604, 2704, 2804, 2904, 3004, 3104, 3204

Disclaimer: 1. All dimensions are in metric, measured to wall finishes. 2. All materials, dimensions & drawings are approximate. 3. Information is subject to change without notice, at developer's absolute discretion. 4. Actual area may vary from the stated area. 5. Drawing are not to scale. 6. All images used are for illustrative purpose only and do not represent the actual size, features, specifications, fittings and furnishings. 7. The developer reserves the right to make revisions/ alterations, at its absolute discretion, without any liability whatsoever.

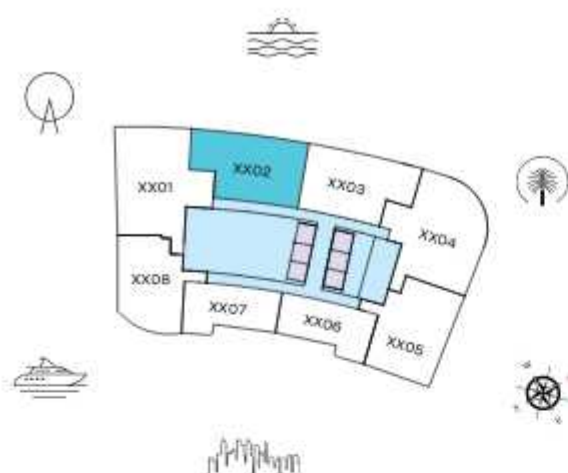
2 BEDROOM APARTMENT TYPE A (with powder room + balcony)

TOTAL SALEABLE AREA

SUITE = 1,225.79 SQ.FT.

BALCONY = 230.89 SQ.FT.

TOTAL = 1,456.68 SQ.FT.



TYPICAL FLOOR PLAN
LEVEL 11-32

UNIT



List of unit numbers with this unit plan:

VIEWS

Blue waters, Ain Dubai, Palm Jumeirah, Harbour, Sea, Skydive

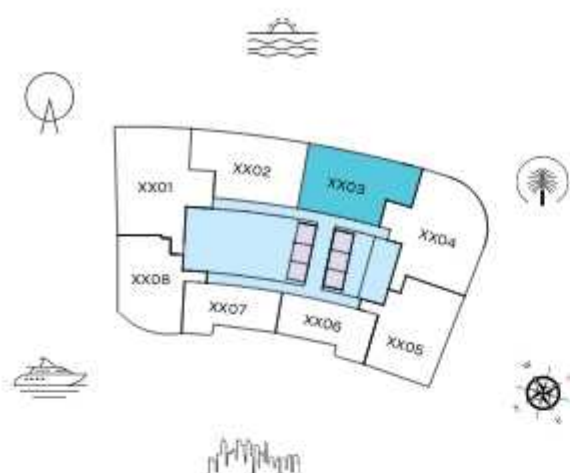
1102, 1202, 1302, 1402, 1502, 1602, 1702, 1802, 1902, 2002, 2102, 2202, 2302, 2402, 2502, 2602, 2702, 2802, 2902, 3002, 3102, 3202

Disclaimer: 1. All dimensions are in metric, measured to wall finishes. 2. All materials, dimensions & drawings are approximate. 3. Information is subject to change without notice, at developer's absolute discretion. 4. Actual area may vary from the stated area. 5. Drawing are not to scale. 6. All images used are for illustrative purpose only and do not represent the actual size, features, specifications, fittings and furnishings. 7. The developer reserves the right to make revisions/ alterations, at its absolute discretion, without any liability whatsoever.

2 BEDROOM APARTMENT TYPE B (with powder room + balcony)

TOTAL SALEABLE AREA

SUITE RANGE = 1,213.95 - 1,214.28 SQ.FT.
BALCONY RANGE = 230.02 - 230.35 SQ.FT.
TOTAL = 1,444.30 SQ.FT.



TYPICAL FLOOR PLAN
LEVEL 11-32

UNIT



List of unit numbers with this unit plan:

VIEWS

Palm Jumeirah, Harbour, Sea, Skydive

1103, 1203, 1303, 1403, 1503, 1603, 1703, 1803, 1903, 2003, 2103, 2203, 2303, 2403, 2503, 2603, 2703, 2803, 2903, 3003, 3103, 3203

Disclaimer: 1. All dimensions are in metric, measured to wall finishes. 2. All materials, dimensions & drawings are approximate. 3. Information is subject to change without notice, at developer's absolute discretion. 4. Actual area may vary from the stated area. 5. Drawing are not to scale. 6. All images used are for illustrative purpose only and do not represent the actual size, features, specifications, fittings and furnishings. 7. The developer reserves the right to make revisions/ alterations, at its absolute discretion, without any liability whatsoever.

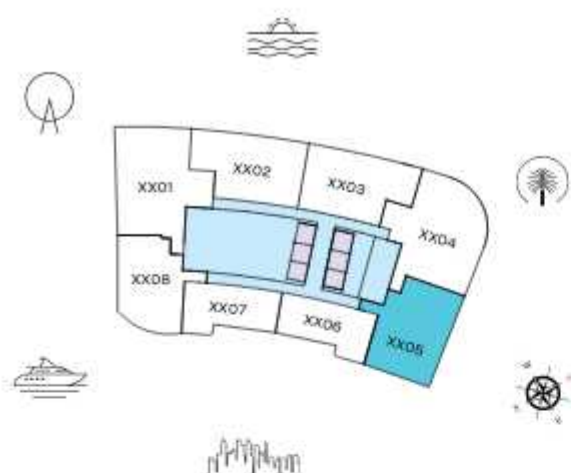
2 BEDROOM APARTMENT TYPE C (with powder room + balcony)

TOTAL SALEABLE AREA

SUITE = 1,338.28 SQ.FT.

BALCONY = 136.49 SQ.FT.

TOTAL = 1,474.77 SQ.FT.



TYPICAL FLOOR PLAN
LEVEL 11-23

UNIT



List of unit numbers with this unit plan:

VIEWS

Marina Skyline
1105

Marina, Marina Skyline
1205, 1305, 1405, 1505, 1605, 1705, 1805, 1905, 2005, 2105, 2205, 2305

Disclaimer: 1. All dimensions are in metric, measured to wall finishes. 2. All materials, dimensions & drawings are approximate. 3. Information is subject to change without notice, at developer's absolute discretion. 4. Actual area may vary from the stated area. 5. Drawing are not to scale. 6. All images used are for illustrative purpose only and do not represent the actual size, features, specifications, fittings and furnishings. 7. The developer reserves the right to make revisions/ alterations, at its absolute discretion, without any liability whatsoever.

2 BEDROOM APARTMENT TYPE D (with powder room + balcony)

TOTAL SALEABLE AREA

SUITE RANGE = 1,210.51 - 1,210.62 SQ.FT.

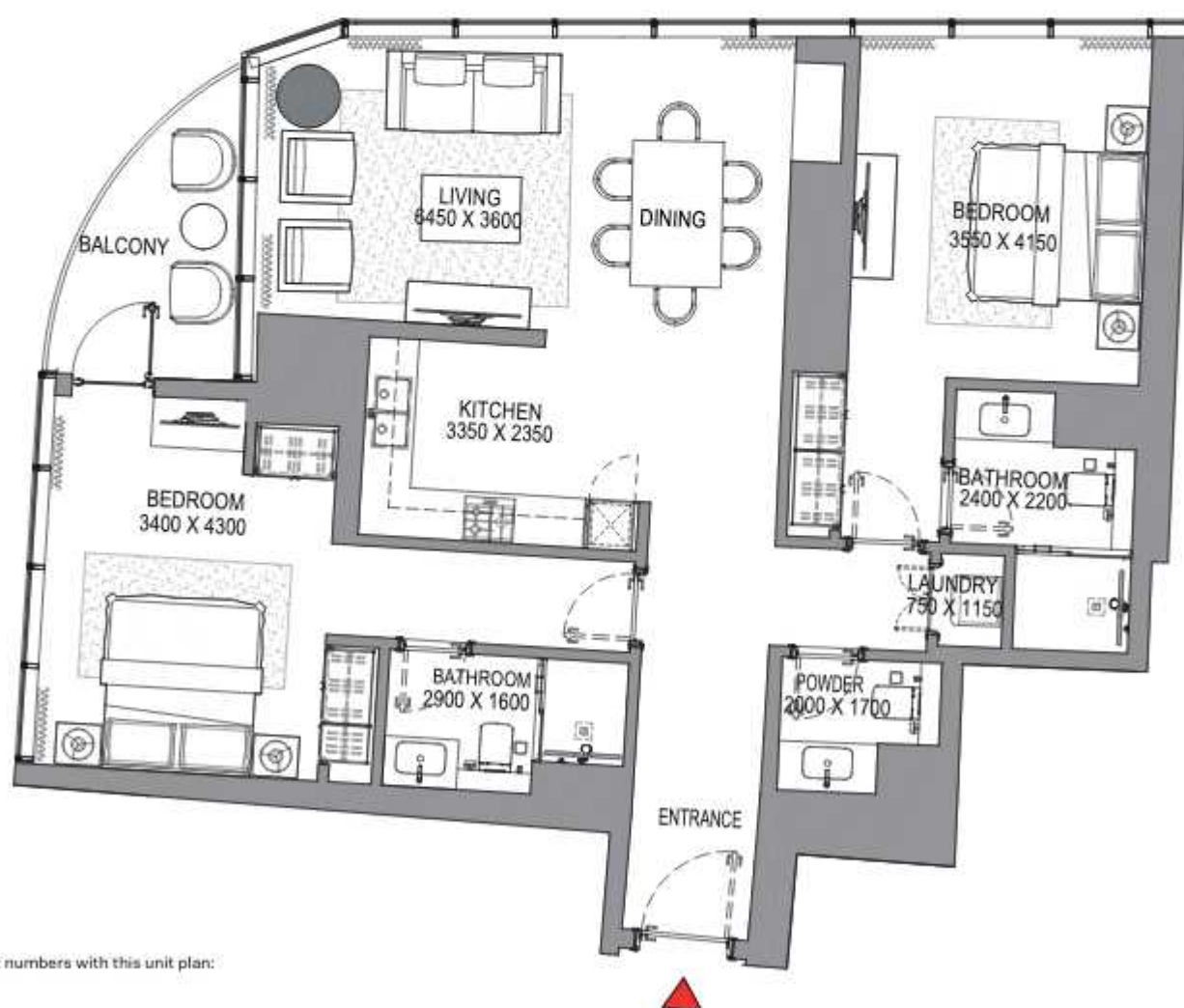
BALCONY RANGE = 70.93 - 71.04 SQ.FT.

TOTAL = 1,281.55 SQ.FT.



TYPICAL FLOOR PLAN
LEVEL 11-32

UNIT



List of unit numbers with this unit plan:

VIEWS

Blue waters, Ain Dubai, JBR Beach, Sea
1108

Blue waters, Ain Dubai, JBR Beach, Marina, Sea
1208, 1308, 1408, 1508, 1608, 1708, 1808, 1908, 2008, 2108, 2208, 2308, 2408, 2508, 2608, 2708, 2808, 2908, 3008, 3108, 3208

Disclaimer: 1. All dimensions are in metric, measured to wall finishes. 2. All materials, dimensions & drawings are approximate. 3. Information is subject to change without notice, at developer's absolute discretion. 4. Actual area may vary from the stated area. 5. Drawing are not to scale. 6. All images used are for illustrative purpose only and do not represent the actual size, features, specifications, fittings and furnishings. 7. The developer reserves the right to make revisions/ alterations, at its absolute discretion, without any liability whatsoever.

1 BEDROOM APARTMENT

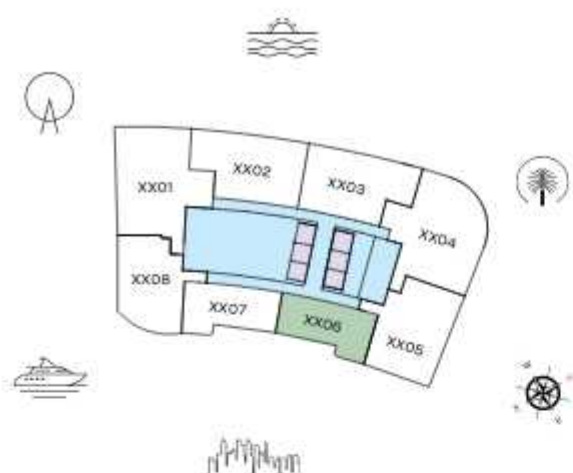
TYPE A (with powder room + balcony)

TOTAL SALEABLE AREA

SUITE = 793.30 SQ.FT.

BALCONY = 68.67 SQ.FT.

TOTAL = 861.97 SQ.FT.



TYPICAL FLOOR PLAN
LEVEL 11-32

UNIT



List of unit numbers with this unit plan:

VIEWS

Marina Skyline
1106

Marina, Marina Skyline
1206, 1306, 1406, 1506, 1606, 1706, 1806, 1906, 2006, 2106, 2206, 2306, 2406, 2506, 2606, 2706, 2806, 2906, 3006, 3106, 3206

Disclaimer: 1. All dimensions are in metric, measured to wall finishes. 2. All materials, dimensions & drawings are approximate. 3. Information is subject to change without notice, at developer's absolute discretion. 4. Actual area may vary from the stated area. 5. Drawing are not to scale. 6. All images used are for illustrative purpose only and do not represent the actual size, features, specifications, fittings and furnishings. 7. The developer reserves the right to make revisions/ alterations, at its absolute discretion, without any liability whatsoever.

1 BEDROOM APARTMENT

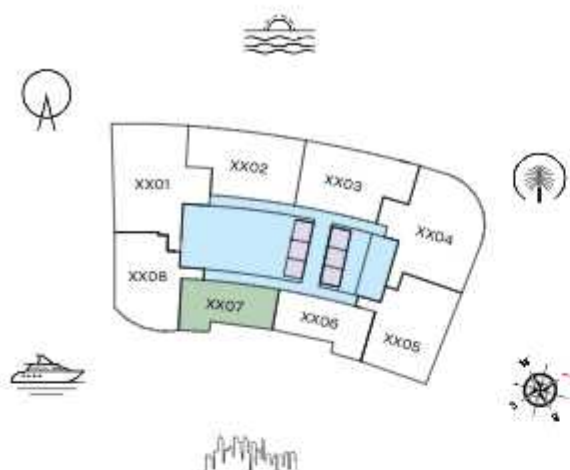
TYPE B (with powder room + balcony)

TOTAL SALEABLE AREA

SUITE = 793.30 SQ.FT.

BALCONY = 67.38 SQ.FT.

TOTAL = 860.68 SQ.FT.



TYPICAL FLOOR PLAN
LEVEL 11-32

UNIT



List of unit numbers with this unit plan:

VIEWS

Marina Skyline
1107

Marina, Marina Skyline

1207, 1307, 1407, 1507, 1607, 1707, 1807, 1907, 2007, 2107, 2207, 2307, 2407, 2507, 2607, 2707, 2807, 2907, 3007, 3107, 3207

Disclaimer: 1. All dimensions are in metric, measured to wall finishes. 2. All materials, dimensions & drawings are approximate. 3. Information is subject to change without notice, at developer's absolute discretion. 4. Actual area may vary from the stated area. 5. Drawing are not to scale. 6. All images used are for illustrative purpose only and do not represent the actual size, features, specifications, fittings and furnishings. 7. The developer reserves the right to make revisions/ alterations, at its absolute discretion, without any liability whatsoever.

1 BEDROOM APARTMENT

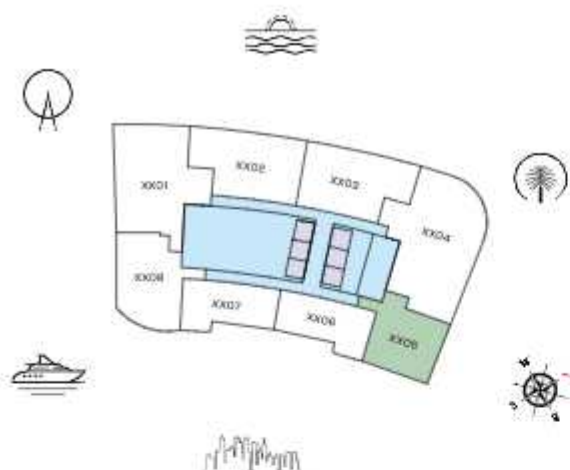
TYPE C (with powder room + balcony)

TOTAL SALEABLE AREA

SUITE = 969.61 SQ.FT.

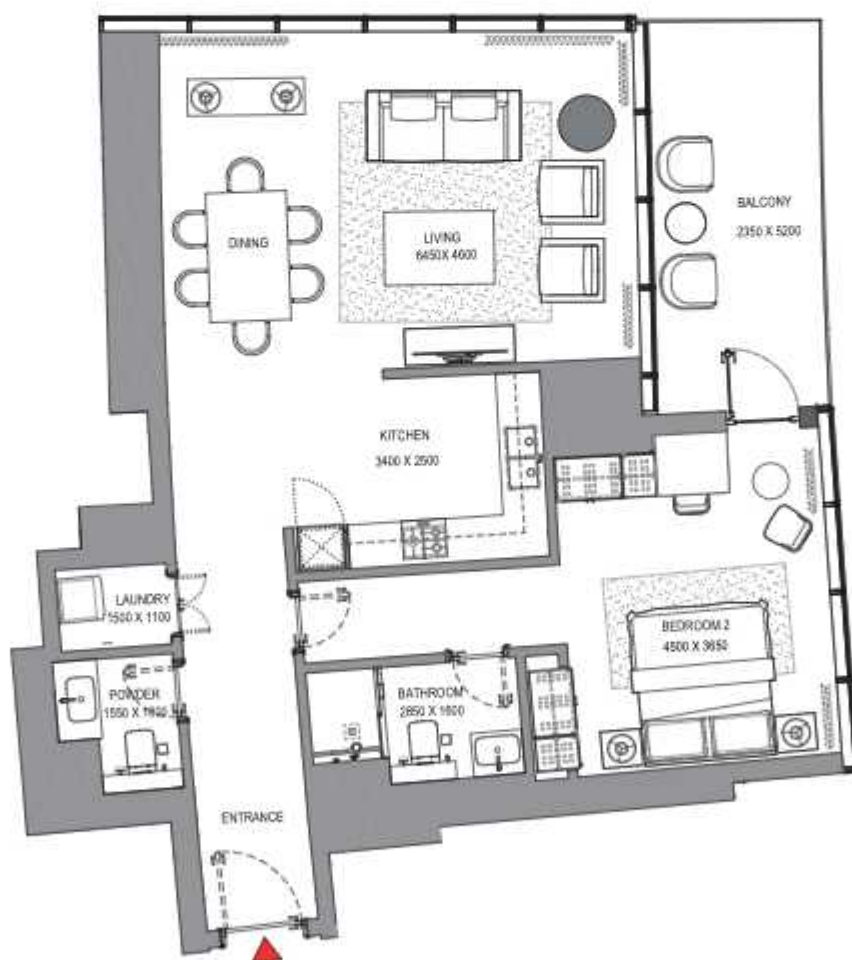
BALCONY = 136.49 SQ.FT.

TOTAL = 1,106.10 SQ.FT.



TYPICAL FLOOR PLAN
LEVEL 24-32

UNIT



List of unit numbers with this unit plan:

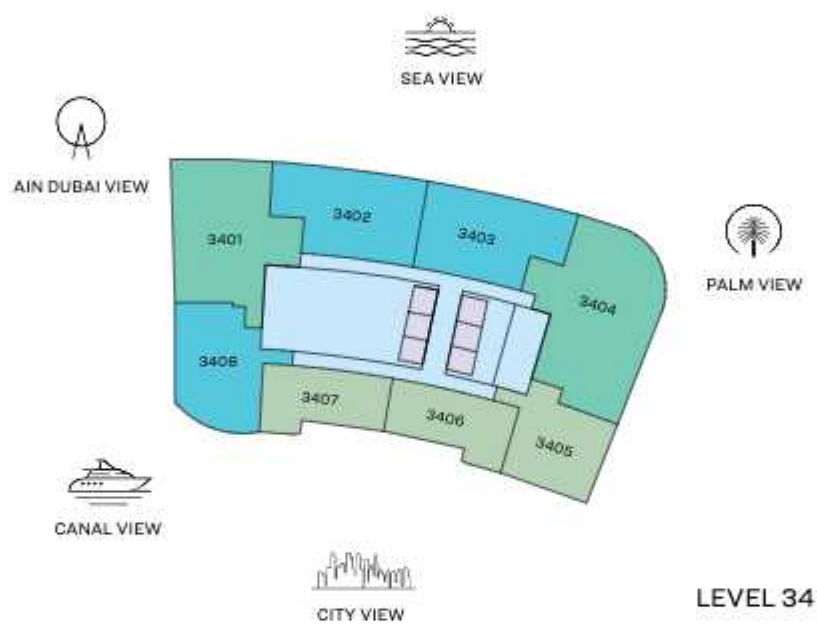
VIEWS

Marina, Marina Skyline

2405, 2505, 2605, 2705, 2805, 2905, 3005, 3105, 3205

Disclaimer: 1. All dimensions are in metric, measured to wall finishes. 2. All materials, dimensions & drawings are approximate. 3. Information is subject to change without notice, at developer's absolute discretion. 4. Actual area may vary from the stated area. 5. Drawing are not to scale. 6. All images used are for illustrative purpose only and do not represent the actual size, features, specifications, fittings and furnishings. 7. The developer reserves the right to make revisions/ alterations, at its absolute discretion, without any liability whatsoever.

FLOOR PLAN LAYOUT
TOWER A



- 1 BED UNIT
- 2 BED UNIT
- 3 BED UNIT
- LIFTS
- LOBBIES, CORRIDORS & STAIRS

Disclaimer: 1. All dimensions are in metric, measured to wall finishes. 2. All materials, dimensions & drawings are approximate. 3. Information is subject to change without notice, at developer's absolute discretion. 4. Actual area may vary from the stated area. 5. Drawing are not to scale. 6. All images used are for illustrative purpose only and do not represent the actual size, features, specifications, fittings and furnishings. 7. The developer reserves the right to make revisions/ alterations, at its absolute discretion, without any liability whatsoever.

3 BEDROOM APARTMENT

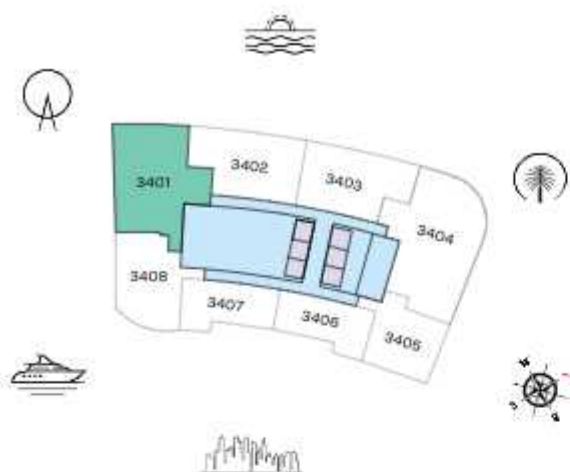
TYPE A (with maid room and powder room + balcony)

TOTAL SALEABLE AREA

SUITE = 1,889.50 SQ.FT.

BALCONY = 181.05 SQ.FT.

TOTAL = 2,070.55 SQ.FT.



LEVEL 34

UNIT



List of unit numbers with this unit plan:

VIEWS

Blue waters, Ain Dubai, Palm Jumeirah, Harbour, JBR Beach, Marina, Sea, Marina Skyline, Skydive
3401

Disclaimer: 1. All dimensions are in metric, measured to wall finishes. 2. All materials, dimensions & drawings are approximate. 3. Information is subject to change without notice, at developer's absolute discretion. 4. Actual area may vary from the stated area. 5. Drawing are not to scale. 6. All images used are for illustrative purpose only and do not represent the actual size, features, specifications, fittings and furnishings. 7. The developer reserves the right to make revisions/ alterations, at its absolute discretion, without any liability whatsoever.

3 BEDROOM APARTMENT

TYPE C (with maid room and powder room + balcony)

TOTAL SALEABLE AREA

SUITE = 2,356.97 SQ.FT.

BALCONY = 117.11 SQ.FT.

TOTAL = 2,474.08SQ.FT.



UNIT



List of unit numbers with this unit plan:

VIEWS

Palm Jumeirah, Harbour, Sea, Skydive
3404

Disclaimer: 1. All dimensions are in metric, measured to wall finishes. 2. All materials, dimensions & drawings are approximate. 3. Information is subject to change without notice, at developer's absolute discretion. 4. Actual area may vary from the stated area. 5. Drawing are not to scale. 6. All images used are for illustrative purpose only and do not represent the actual size, features, specifications, fittings and furnishings. 7. The developer reserves the right to make revisions/ alterations, at its absolute discretion, without any liability whatsoever.

2 BEDROOM APARTMENT TYPE A (with powder room + balcony)

TOTAL SALEABLE AREA

SUITE = 1,252.27 SQ.FT.

BALCONY = 232.29 SQ.FT.

TOTAL = 1,484.56 SQ.FT.



UNIT



List of unit numbers with this unit plan:

VIEWS

Blue waters, Ain Dubai, Palm Jumeirah, Harbour, Sea, Skydive
3402

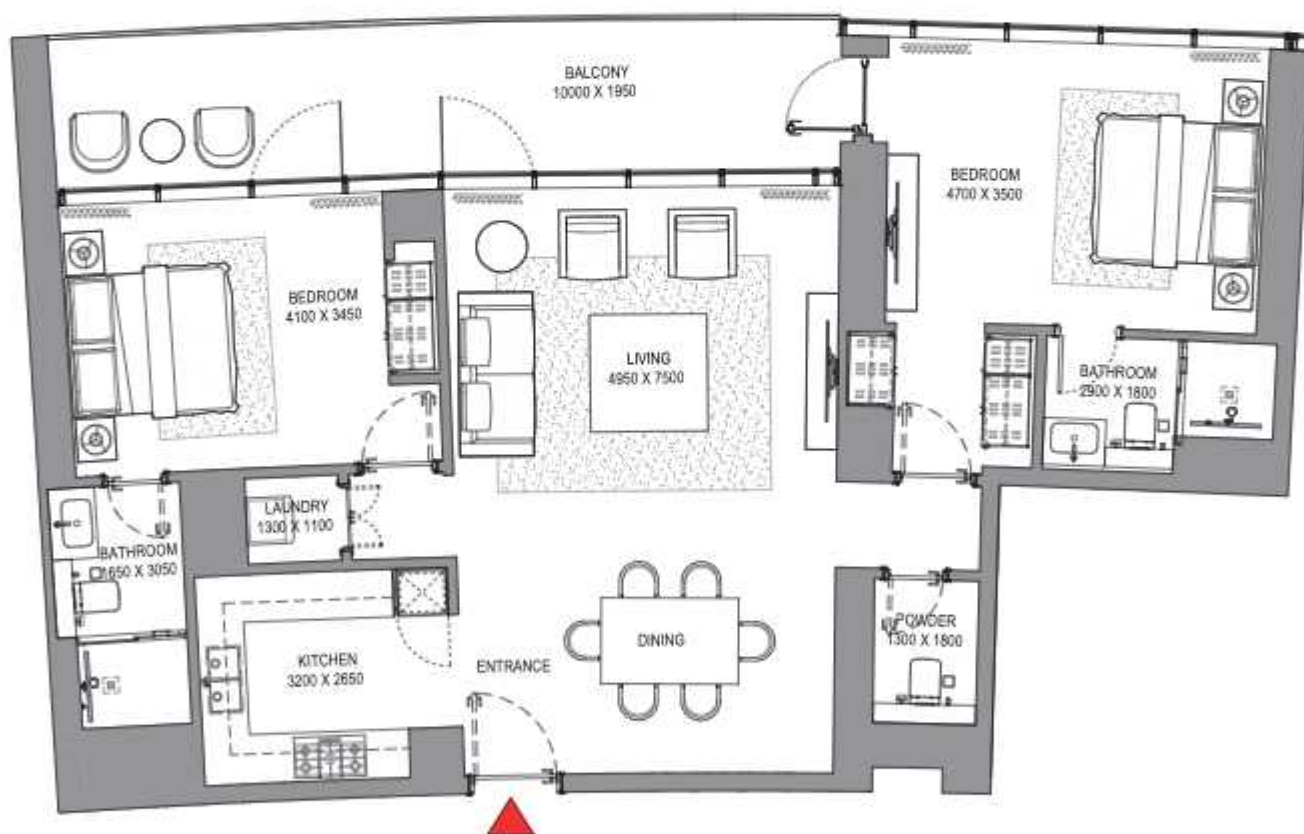
Disclaimer: 1. All dimensions are in metric, measured to wall finishes. 2. All materials, dimensions & drawings are approximate. 3. Information is subject to change without notice, at developer's absolute discretion. 4. Actual area may vary from the stated area. 5. Drawing are not to scale. 6. All images used are for illustrative purpose only and do not represent the actual size, features, specifications, fittings and furnishings. 7. The developer reserves the right to make revisions/ alterations, at its absolute discretion, without any liability whatsoever.

2 BEDROOM APARTMENT TYPE B (with powder room + balcony)

TOTAL SALEABLE AREA
SUITE RANGE = 1,237.31 SQ.FT.
BALCONY RANGE = 229.7 SQ.FT.
TOTAL = 1,467.01 SQ.FT.



UNIT



List of unit numbers with this unit plan:

VIEWS

Palm Jumeirah, Harbour, Sea, Skydive
3403

Disclaimer: 1. All dimensions are in metric, measured to wall finishes. 2. All materials, dimensions & drawings are approximate. 3. Information is subject to change without notice, at developer's absolute discretion. 4. Actual area may vary from the stated area. 5. Drawing are not to scale. 6. All images used are for illustrative purpose only and do not represent the actual size, features, specifications, fittings and furnishings. 7. The developer reserves the right to make revisions/ alterations, at its absolute discretion, without any liability whatsoever.

2 BEDROOM APARTMENT TYPE D (with powder room + balcony)

TOTAL SALEABLE AREA

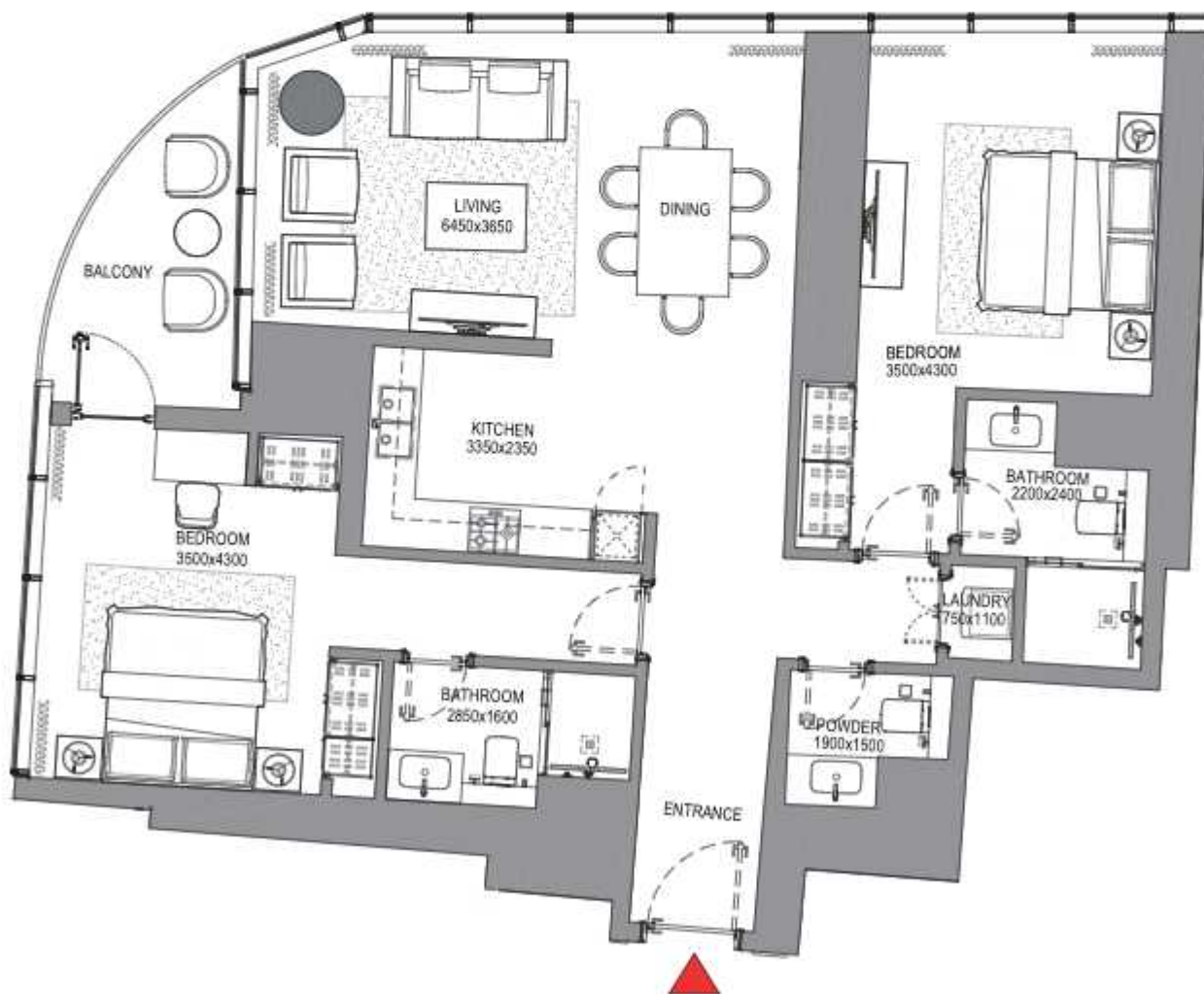
SUITE = 1,229.78 SQ.FT.

BALCONY = 75.02 SQ.FT.

TOTAL = 1,304.80 SQ.FT.



UNIT



List of unit numbers with this unit plan:

VIEWS

Blue waters, Ain Dubai, JBR Beach, Marina, Sea
3408

Disclaimer: 1. All dimensions are in metric, measured to wall finishes. 2. All materials, dimensions & drawings are approximate. 3. Information is subject to change without notice, at developer's absolute discretion. 4. Actual area may vary from the stated area. 5. Drawing are not to scale. 6. All images used are for illustrative purpose only and do not represent the actual size, features, specifications, fittings and furnishings. 7. The developer reserves the right to make revisions/ alterations, at its absolute discretion, without any liability whatsoever.

1 BEDROOM APARTMENT

TYPE A (with powder room + balcony)

TOTAL SALEABLE AREA

SUITE = 800.30 SQ.FT.

BALCONY = 70.07 SQ.FT.

TOTAL = 870.37 SQ.FT.



UNIT



List of unit numbers with this unit plan:

VIEWS

Marina, Marina Skyline

3406

Disclaimer: 1. All dimensions are in metric, measured to wall finishes. 2. All materials, dimensions & drawings are approximate. 3. Information is subject to change without notice, at developer's absolute discretion. 4. Actual area may vary from the stated area. 5. Drawing are not to scale. 6. All images used are for illustrative purpose only and do not represent the actual size, features, specifications, fittings and furnishings. 7. The developer reserves the right to make revisions/ alterations, at its absolute discretion, without any liability whatsoever.

1 BEDROOM APARTMENT

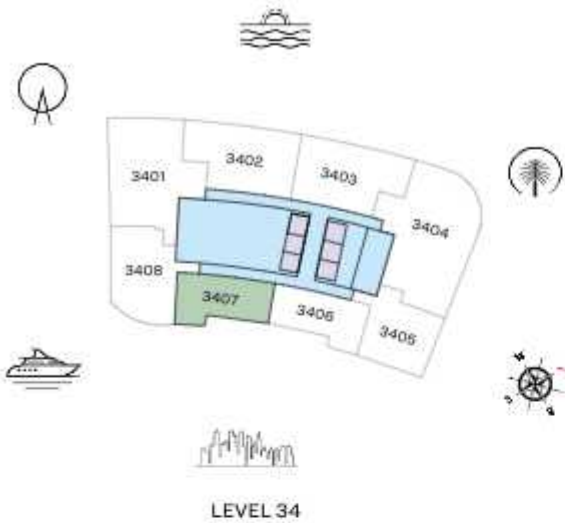
TYPE B (with powder room + balcony)

TOTAL SALEABLE AREA

SUITE = 799.33 SQ.FT.

BALCONY = 68.57 SQ.FT.

TOTAL = 867.9 SQ.FT.



List of unit numbers with this unit plan:

VIEWS

Marina, Marina Skyline
3407

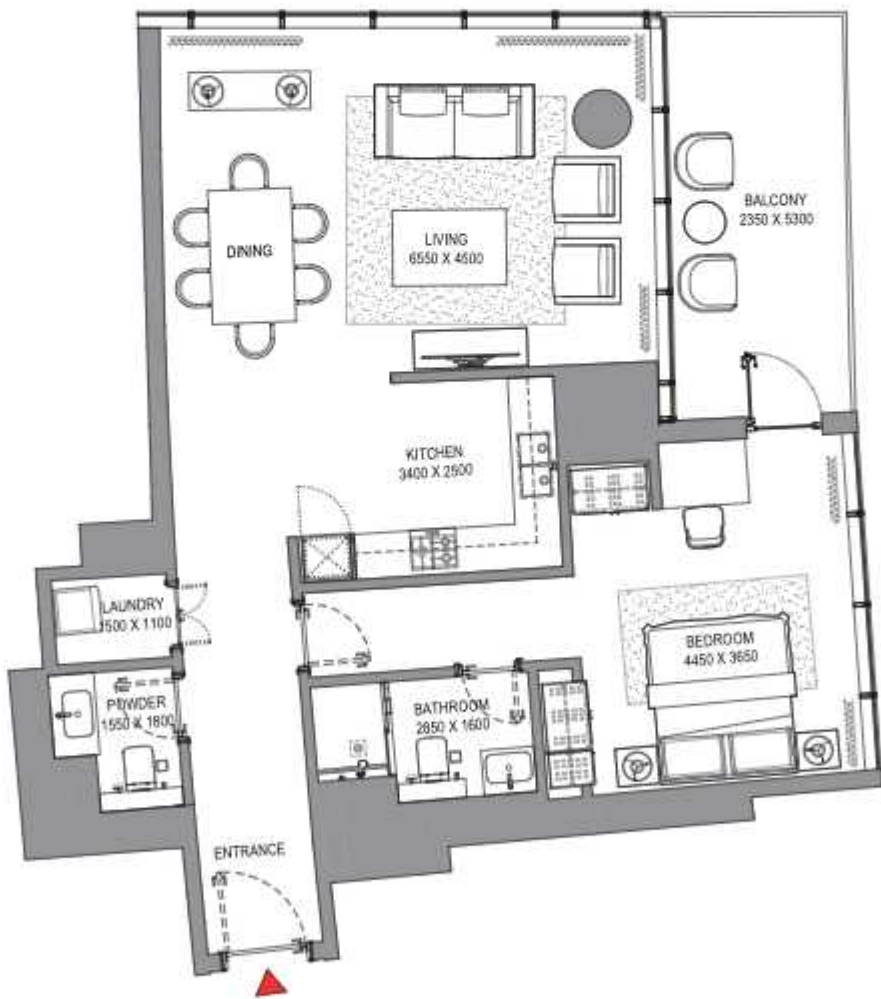
Disclaimer: 1. All dimensions are in metric, measured to wall finishes. 2. All materials, dimensions & drawings are approximate. 3. Information is subject to change without notice, at developer's absolute discretion. 4. Actual area may vary from the stated area. 5. Drawing are not to scale. 6. All images used are for illustrative purpose only and do not represent the actual size, features, specifications, fittings and furnishings. 7. The developer reserves the right to make revisions/ alterations, at its absolute discretion, without any liability whatsoever.

1 BEDROOM APARTMENT

TYPE C (with powder room + balcony)

TOTAL SALEABLE AREA

SUITE = 986.84 SQ.FT.
BALCONY = 138.90 SQ.FT.
TOTAL = 1125.74 SQ.FT.



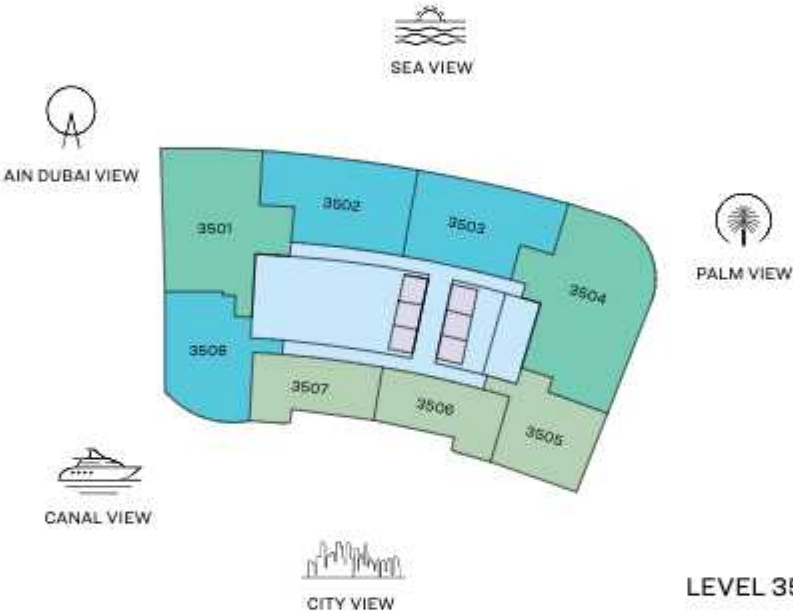
List of unit numbers with this unit plan:

VIEWS

Marina, Marina Skyline
3405

Disclaimer: 1. All dimensions are in metric, measured to wall finishes. 2. All materials, dimensions & drawings are approximate. 3. Information is subject to change without notice, at developer's absolute discretion. 4. Actual area may vary from the stated area. 5. Drawing are not to scale. 6. All images used are for illustrative purpose only and do not represent the actual size, features, specifications, fittings and furnishings. 7. The developer reserves the right to make revisions/ alterations, at its absolute discretion, without any liability whatsoever.

FLOOR PLAN LAYOUT
TOWER A



- 1 BED UNIT
- 3 BED UNIT
- LIFTS
- 2 BED UNIT
- LOBBIES, CORRIDORS & STAIRS

Disclaimer: 1. All dimensions are in metric, measured to wall finishes. 2. All materials, dimensions & drawings are approximate. 3. Information is subject to change without notice, at developer's absolute discretion. 4. Actual area may vary from the stated area. 5. Drawing are not to scale. 6. All images used are for illustrative purpose only and do not represent the actual size, features, specifications, fittings and furnishings. 7. The developer reserves the right to make revisions/ alterations, at its absolute discretion, without any liability whatsoever.

3 BEDROOM APARTMENT

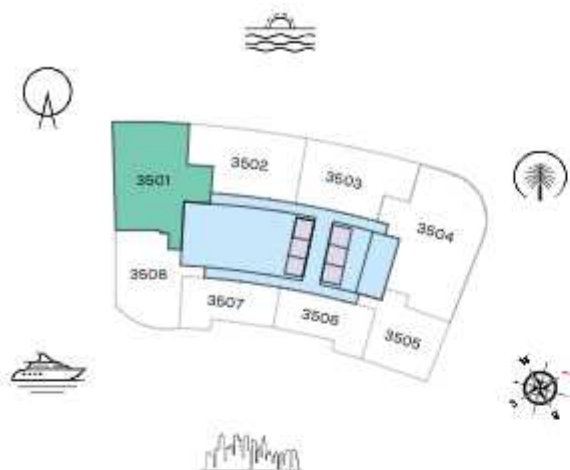
TYPE A (with maid room and powder room + balcony)

TOTAL SALEABLE AREA

SUITE = 1,901.44 SQ.FT.

BALCONY = 182.88 SQ.FT.

TOTAL = 2,084.32 SQ.FT.



LEVEL 35

UNIT



List of unit numbers with this unit plan:

VIEWS

Blue waters, Ain Dubai, Palm Jumeirah, Harbour, JBR Beach, Marina, Sea, Marina Skyline, Skydive
3501

Disclaimer: 1. All dimensions are in metric, measured to wall finishes. 2. All materials, dimensions & drawings are approximate. 3. Information is subject to change without notice, at developer's absolute discretion. 4. Actual area may vary from the stated area. 5. Drawing are not to scale. 6. All images used are for illustrative purpose only and do not represent the actual size, features, specifications, fittings and furnishings. 7. The developer reserves the right to make revisions/ alterations, at its absolute discretion, without any liability whatsoever.

3 BEDROOM APARTMENT

TYPE C (with maid room and powder room + balcony)

TOTAL SALEABLE AREA

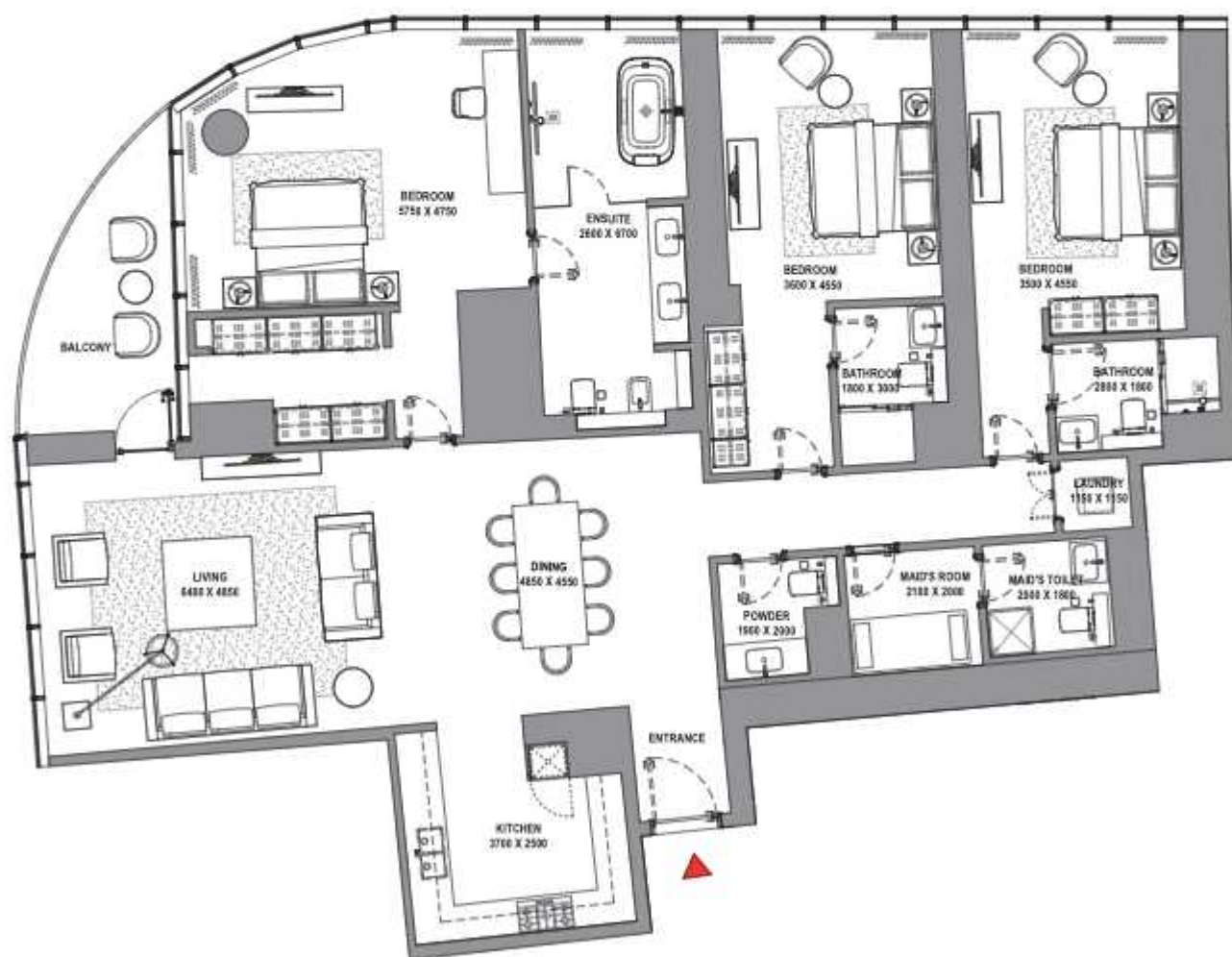
SUITE = 2,370.00 SQ.FT.

BALCONY = 117.54 SQ.FT.

TOTAL = 2,487.54 SQ.FT.



UNIT



List of unit numbers with this unit plan:

VIEWS

Palm Jumeirah, Harbour, Sea, Skydive
3504

Disclaimer: 1. All dimensions are in metric, measured to wall finishes. 2. All materials, dimensions & drawings are approximate. 3. Information is subject to change without notice, at developer's absolute discretion. 4. Actual area may vary from the stated area. 5. Drawing are not to scale. 6. All images used are for illustrative purpose only and do not represent the actual size, features, specifications, fittings and furnishings. 7. The developer reserves the right to make revisions/ alterations, at its absolute discretion, without any liability whatsoever.

2 BEDROOM APARTMENT TYPE A (with powder room + balcony)

TOTAL SALEABLE AREA

SUITE = 1,261.21 SQ.FT.

BALCONY = 232.39 SQ.FT.

TOTAL = 1,493.6 SQ.FT.



UNIT



List of unit numbers with this unit plan:

VIEWS

Blue waters, Ain Dubai, Palm Jumeirah, Harbour, Sea, Skydive
3502

Disclaimer: 1. All dimensions are in metric, measured to wall finishes. 2. All materials, dimensions & drawings are approximate. 3. Information is subject to change without notice, at developer's absolute discretion. 4. Actual area may vary from the stated area. 5. Drawing are not to scale. 6. All images used are for illustrative purpose only and do not represent the actual size, features, specifications, fittings and furnishings. 7. The developer reserves the right to make revisions/ alterations, at its absolute discretion, without any liability whatsoever.

2 BEDROOM APARTMENT TYPE B (with powder room + balcony)

TOTAL SALEABLE AREA

SUITE = 1,243.45 SQ.FT.

BALCONY = 235.51 SQ.FT.

TOTAL = 1,478.96 SQ.FT.



UNIT



List of unit numbers with this unit plan:

VIEWS

Palm Jumeirah, Harbour, Sea, Skydive
3503

Disclaimer: 1. All dimensions are in metric, measured to wall finishes. 2. All materials, dimensions & drawings are approximate. 3. Information is subject to change without notice, at developer's absolute discretion. 4. Actual area may vary from the stated area. 5. Drawing are not to scale. 6. All images used are for illustrative purpose only and do not represent the actual size, features, specifications, fittings and furnishings. 7. The developer reserves the right to make revisions/ alterations, at its absolute discretion, without any liability whatsoever.

2 BEDROOM APARTMENT TYPE D (with powder room + balcony)

TOTAL SALEABLE AREA

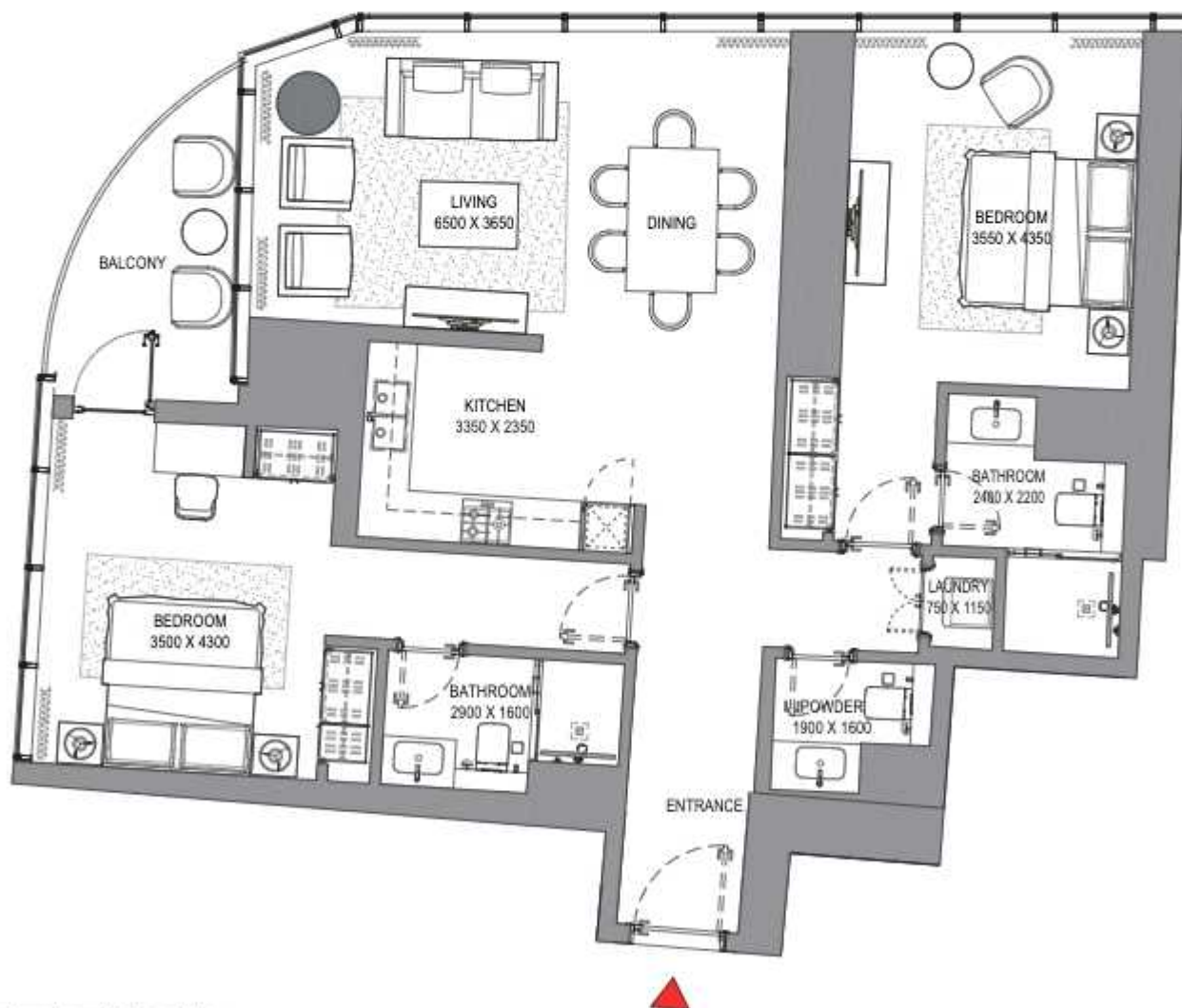
SUITE = 1,234.51 SQ.FT.

BALCONY = 75.02 SQ.FT.

TOTAL = 1,309.53 SQ.FT.



UNIT



List of unit numbers with this unit plan:

VIEWS

Blue waters, Ain Dubai, JBR Beach, Marina, Sea
3508

Disclaimer: 1. All dimensions are in metric, measured to wall finishes. 2. All materials, dimensions & drawings are approximate. 3. Information is subject to change without notice, at developer's absolute discretion. 4. Actual area may vary from the stated area. 5. Drawing are not to scale. 6. All images used are for illustrative purpose only and do not represent the actual size, features, specifications, fittings and furnishings. 7. The developer reserves the right to make revisions/ alterations, at its absolute discretion, without any liability whatsoever.

1 BEDROOM APARTMENT

TYPE A (with powder room + balcony)

TOTAL SALEABLE AREA

SUITE = 800.30 SQ.FT.

BALCONY = 70.72 SQ.FT.

TOTAL = 871.02 SQ.FT.



UNIT



List of unit numbers with this unit plan:

VIEWS

Marina, Marina Skyline
3506

Disclaimer: 1. All dimensions are in metric, measured to wall finishes. 2. All materials, dimensions & drawings are approximate. 3. Information is subject to change without notice, at developer's absolute discretion. 4. Actual area may vary from the stated area. 5. Drawing are not to scale. 6. All images used are for illustrative purpose only and do not represent the actual size, features, specifications, fittings and furnishings. 7. The developer reserves the right to make revisions/ alterations, at its absolute discretion, without any liability whatsoever.

1 BEDROOM APARTMENT

TYPE B (with powder room + balcony)

TOTAL SALEABLE AREA

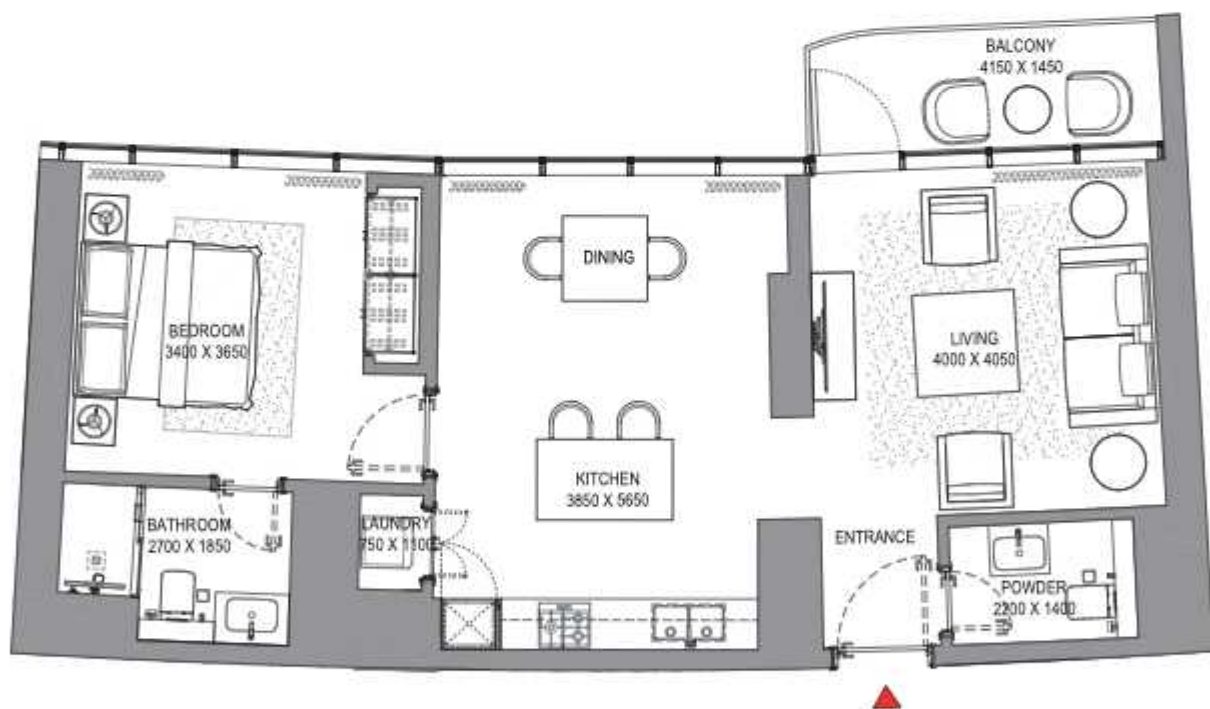
SUITE = 799.33 SQ.FT.

BALCONY = 68.57 SQ.FT.

TOTAL = 867.9 SQ.FT.



UNIT



List of unit numbers with this unit plan:

VIEWS

Marina, Marina Skyline
3507

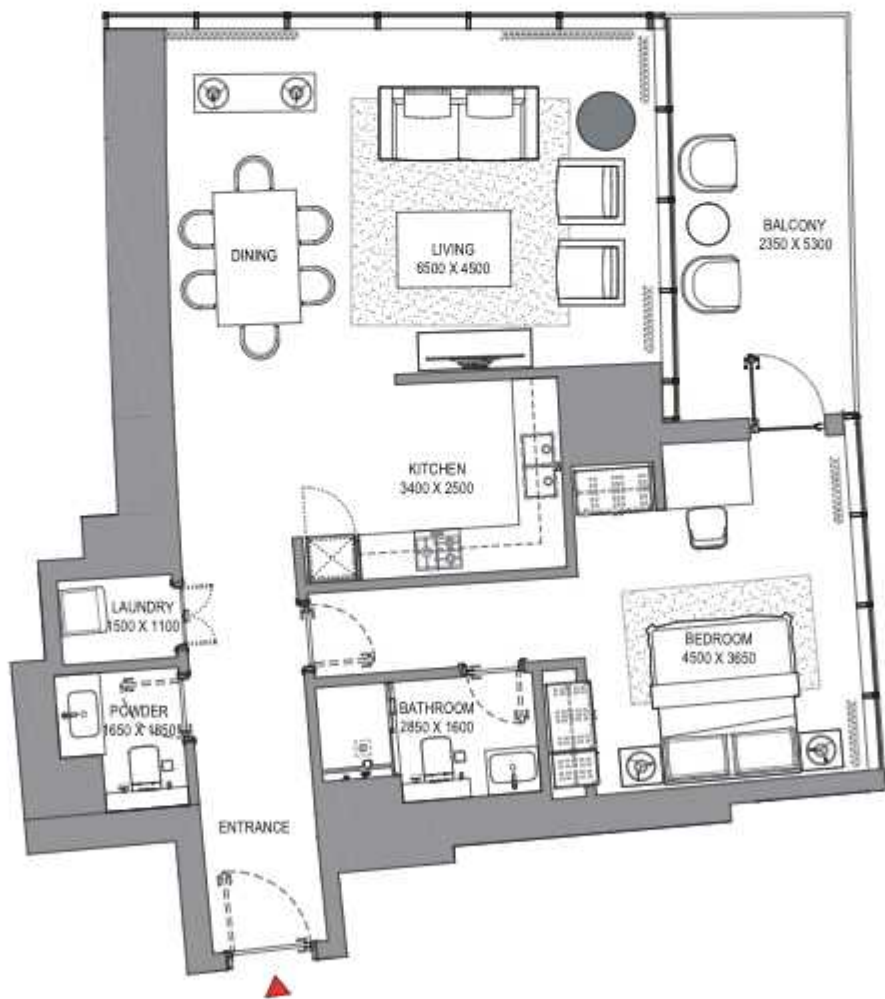
Disclaimer: 1. All dimensions are in metric, measured to wall finishes. 2. All materials, dimensions & drawings are approximate. 3. Information is subject to change without notice, at developer's absolute discretion. 4. Actual area may vary from the stated area. 5. Drawing are not to scale. 6. All images used are for illustrative purpose only and do not represent the actual size, features, specifications, fittings and furnishings. 7. The developer reserves the right to make revisions/ alterations, at its absolute discretion, without any liability whatsoever.

1 BEDROOM APARTMENT

TYPE C (with powder room + balcony)

TOTAL SALEABLE AREA

SUITE = 988.34 SQ.FT.
BALCONY = 139.39 SQ.FT.
TOTAL = 1,127.73SQ.FT.



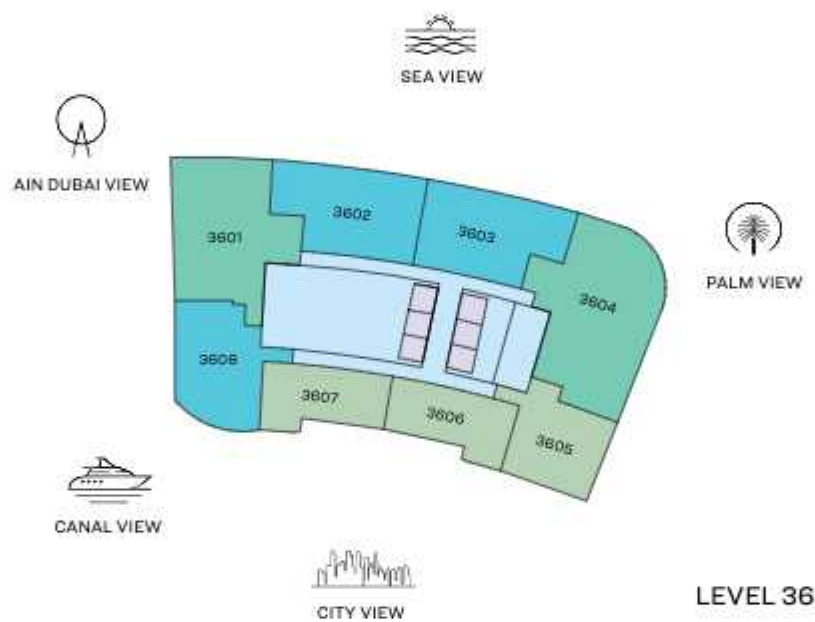
List of unit numbers with this unit plan:

VIEWS

Marina, Marina Skyline
3505

Disclaimer: 1. All dimensions are in metric, measured to wall finishes. 2. All materials, dimensions & drawings are approximate. 3. Information is subject to change without notice, at developer's absolute discretion. 4. Actual area may vary from the stated area. 5. Drawing are not to scale. 6. All images used are for illustrative purpose only and do not represent the actual size, features, specifications, fittings and furnishings. 7. The developer reserves the right to make revisions/ alterations, at its absolute discretion, without any liability whatsoever.

FLOOR PLAN LAYOUT
TOWER A



Disclaimer: 1. All dimensions are in metric, measured to wall finishes. 2. All materials, dimensions & drawings are approximate. 3. Information is subject to change without notice, at developer's absolute discretion. 4. Actual area may vary from the stated area. 5. Drawing are not to scale. 6. All images used are for illustrative purpose only and do not represent the actual size, features, specifications, fittings and furnishings. 7. The developer reserves the right to make revisions/ alterations, at its absolute discretion, without any liability whatsoever.

3 BEDROOM APARTMENT

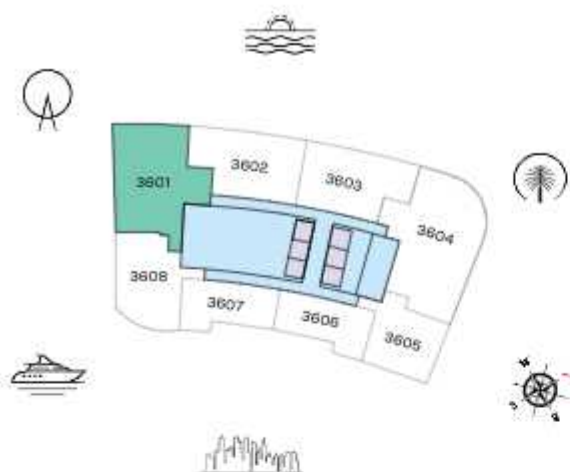
TYPE A (with maid room and powder room + balcony)

TOTAL SALEABLE AREA

SUITE = 1,914.25 SQ.FT.

BALCONY = 184.17 SQ.FT.

TOTAL = 2,098.42 SQ.FT.



LEVEL 36

UNIT



List of unit numbers with this unit plan:

VIEWS

Blue waters, Ain Dubai, Palm Jumeirah, Harbour, JBR Beach, Marina, Sea, Marina Skyline, Skydive
3601

Disclaimer: 1. All dimensions are in metric, measured to wall finishes. 2. All materials, dimensions & drawings are approximate. 3. Information is subject to change without notice, at developer's absolute discretion. 4. Actual area may vary from the stated area. 5. Drawing are not to scale. 6. All images used are for illustrative purpose only and do not represent the actual size, features, specifications, fittings and furnishings. 7. The developer reserves the right to make revisions/ alterations, at its absolute discretion, without any liability whatsoever.

3 BEDROOM APARTMENT


TYPE C (with maid room and powder room + balcony)

TOTAL SALEABLE AREA

SUITE = 2,385.93 SQ.FT.

BALCONY = 118.73 SQ.FT.

TOTAL = 2,504.66 SQ.FT.



List of unit numbers with this unit plan:

VIEWS

Palm Jumeirah, Harbour, Sea, Skydive
3604

Disclaimer: 1. All dimensions are in metric, measured to wall finishes. 2. All materials, dimensions & drawings are approximate. 3. Information is subject to change without notice, at developer's absolute discretion. 4. Actual area may vary from the stated area. 5. Drawing are not to scale. 6. All images used are for illustrative purpose only and do not represent the actual size, features, specifications, fittings and furnishings. 7. The developer reserves the right to make revisions/ alterations, at its absolute discretion, without any liability whatsoever.

2 BEDROOM APARTMENT TYPE A (with powder room + balcony)

TOTAL SALEABLE AREA

SUITE = 1,270.03 SQ.FT.

BALCONY = 232.39 SQ.FT.

TOTAL = 1,502.42 SQ.FT.



UNIT



List of unit numbers with this unit plan:

VIEWS

Blue waters, Ain Dubai, Palm Jumeirah, Harbour, Sea, Skydive
3602

Disclaimer: 1. All dimensions are in metric, measured to wall finishes. 2. All materials, dimensions & drawings are approximate. 3. Information is subject to change without notice, at developer's absolute discretion. 4. Actual area may vary from the stated area. 5. Drawing are not to scale. 6. All images used are for illustrative purpose only and do not represent the actual size, features, specifications, fittings and furnishings. 7. The developer reserves the right to make revisions/ alterations, at its absolute discretion, without any liability whatsoever.

2 BEDROOM APARTMENT TYPE B (with powder room + balcony)

TOTAL SALEABLE AREA

SUITE = 1,252.38 SQ.FT.

BALCONY = 235.62 SQ.FT.

TOTAL = 1,488.00 SQ.FT.



UNIT



List of unit numbers with this unit plan:

VIEWS

Palm Jumeirah, Harbour, Sea, Skydive
3603

Disclaimer: 1. All dimensions are in metric, measured to wall finishes. 2. All materials, dimensions & drawings are approximate. 3. Information is subject to change without notice, at developer's absolute discretion. 4. Actual area may vary from the stated area. 5. Drawing are not to scale. 6. All images used are for illustrative purpose only and do not represent the actual size, features, specifications, fittings and furnishings. 7. The developer reserves the right to make revisions/ alterations, at its absolute discretion, without any liability whatsoever.

2 BEDROOM APARTMENT TYPE D (with powder room + balcony)

TOTAL SALEABLE AREA

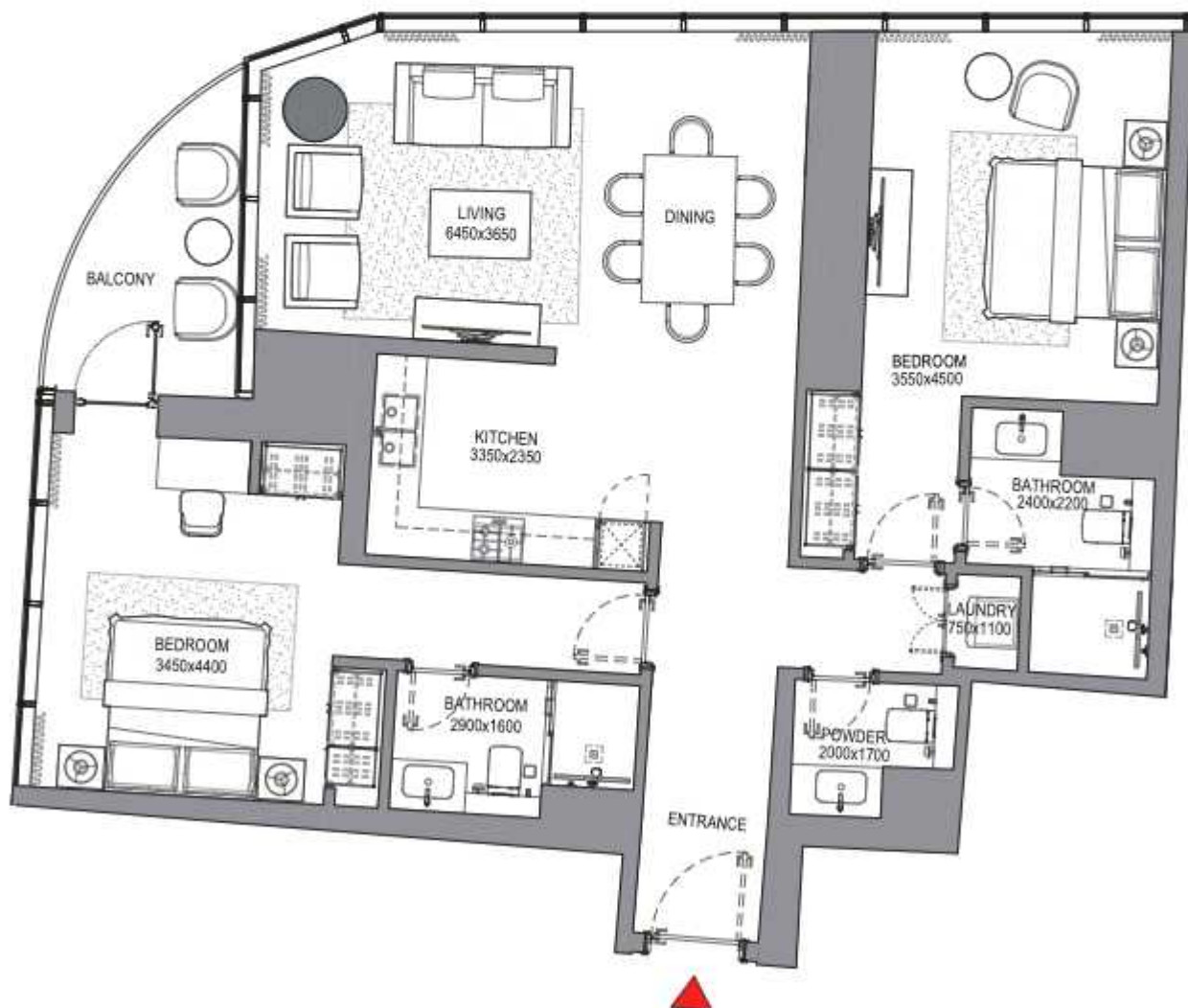
SUITE = 1,239.68 SQ.FT.

BALCONY = 78.25 SQ.FT.

TOTAL = 1,317.93 SQ.FT.



UNIT



List of unit numbers with this unit plan:

VIEWS

Blue waters, Ain Dubai, JBR Beach, Marina, Sea
3608

Disclaimer: 1. All dimensions are in metric, measured to wall finishes. 2. All materials, dimensions & drawings are approximate. 3. Information is subject to change without notice, at developer's absolute discretion. 4. Actual area may vary from the stated area. 5. Drawing are not to scale. 6. All images used are for illustrative purpose only and do not represent the actual size, features, specifications, fittings and furnishings. 7. The developer reserves the right to make revisions/ alterations, at its absolute discretion, without any liability whatsoever.

1 BEDROOM APARTMENT

TYPE A (with powder room + balcony)

TOTAL SALEABLE AREA

SUITE = 801.05 SQ.FT.

BALCONY = 70.83 SQ.FT.

TOTAL = 871.88 SQ.FT.



UNIT



List of unit numbers with this unit plan:

VIEWS

Marina, Marina Skyline

3606

Disclaimer: 1. All dimensions are in metric, measured to wall finishes. 2. All materials, dimensions & drawings are approximate. 3. Information is subject to change without notice, at developer's absolute discretion. 4. Actual area may vary from the stated area. 5. Drawing are not to scale. 6. All images used are for illustrative purpose only and do not represent the actual size, features, specifications, fittings and furnishings. 7. The developer reserves the right to make revisions/ alterations, at its absolute discretion, without any liability whatsoever.

1 BEDROOM APARTMENT

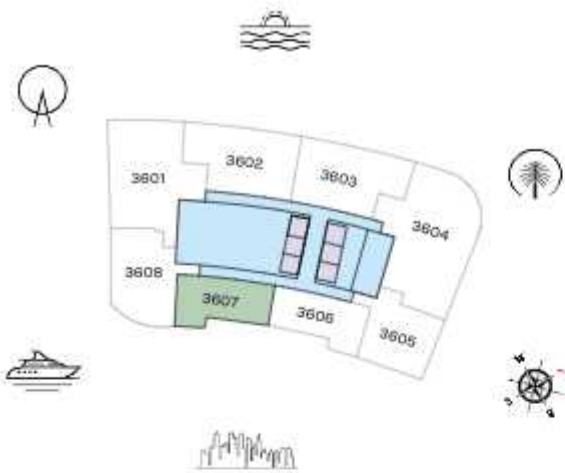
TYPE B (with powder room + balcony)

TOTAL SALEABLE AREA

SUITE = 799.33 SQ.FT.

BALCONY = 68.57 SQ.FT.

TOTAL = 867.9 SQ.FT.



LEVEL 36

UNIT



List of unit numbers with this unit plan:

VIEWS

Marina, Marina Skyline
3607

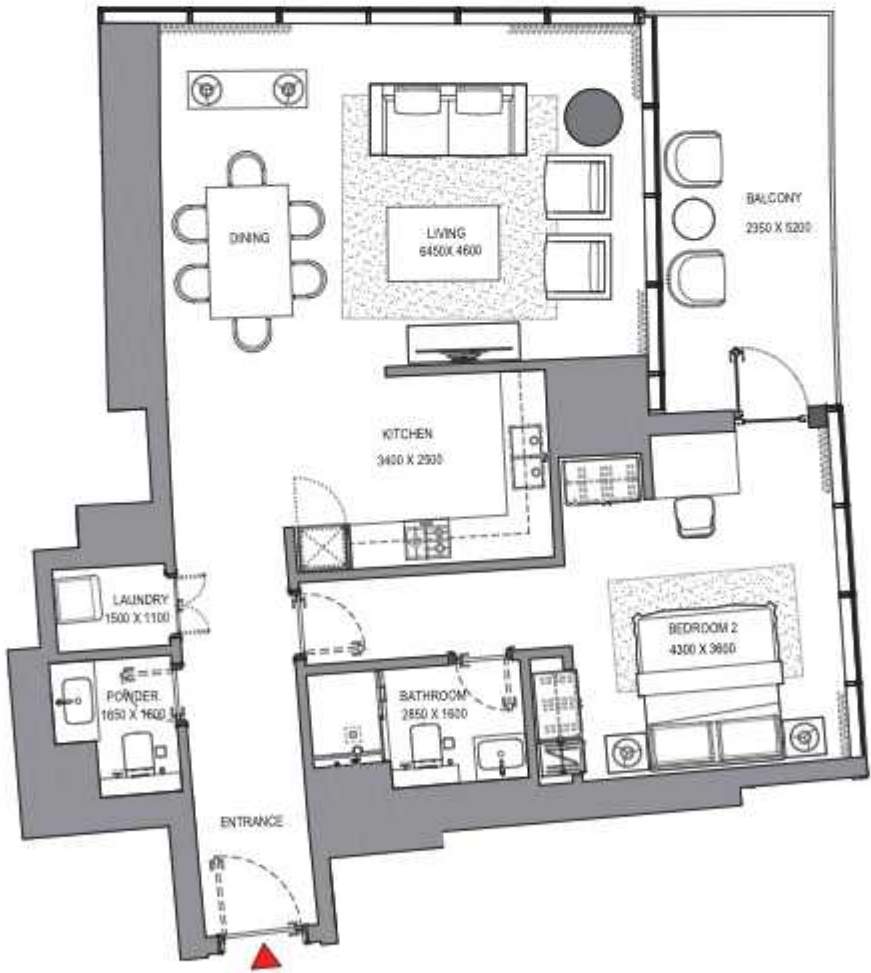
Disclaimer: 1. All dimensions are in metric, measured to wall finishes. 2. All materials, dimensions & drawings are approximate. 3. Information is subject to change without notice, at developer's absolute discretion. 4. Actual area may vary from the stated area. 5. Drawing are not to scale. 6. All images used are for illustrative purpose only and do not represent the actual size, features, specifications, fittings and furnishings. 7. The developer reserves the right to make revisions/ alterations, at its absolute discretion, without any liability whatsoever.

1 BEDROOM APARTMENT

TYPE C (with powder room + balcony)

TOTAL SALEABLE AREA

SUITE = 990.49 SQ.FT.
BALCONY = 140.15 SQ.FT.
TOTAL = 1,130.64 SQ.FT.



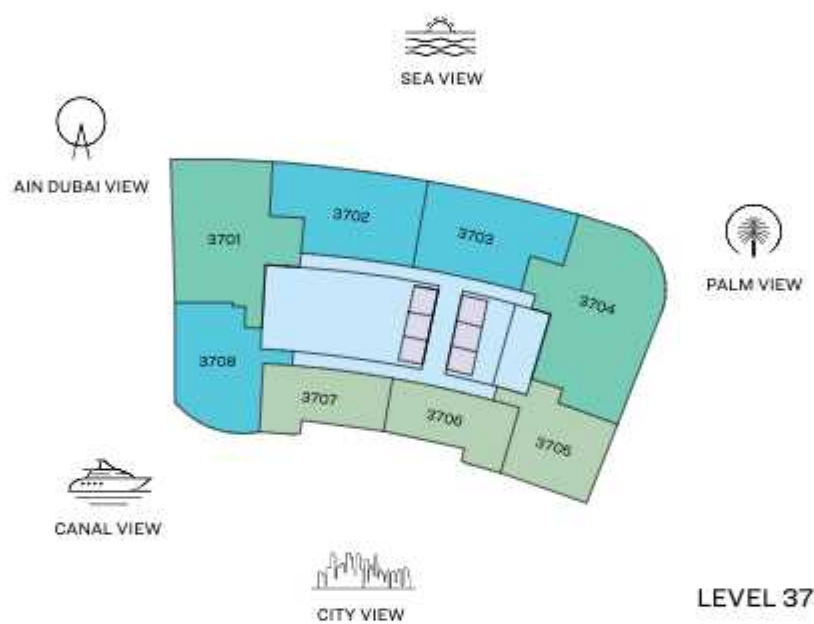
List of unit numbers with this unit plan:

VIEWS

Marina, Marina Skyline
3605

Disclaimer: 1. All dimensions are in metric, measured to wall finishes. 2. All materials, dimensions & drawings are approximate. 3. Information is subject to change without notice, at developer's absolute discretion. 4. Actual area may vary from the stated area. 5. Drawing are not to scale. 6. All images used are for illustrative purpose only and do not represent the actual size, features, specifications, fittings and furnishings. 7. The developer reserves the right to make revisions/ alterations, at its absolute discretion, without any liability whatsoever.

FLOOR PLAN LAYOUT
TOWER A



- 1 BED UNIT
- 2 BED UNIT
- 3 BED UNIT
- LIFTS
- LOBBIES, CORRIDORS & STAIRS

Disclaimer: 1. All dimensions are in metric, measured to wall finishes. 2. All materials, dimensions & drawings are approximate. 3. Information is subject to change without notice, at developer's absolute discretion. 4. Actual area may vary from the stated area. 5. Drawing are not to scale. 6. All images used are for illustrative purpose only and do not represent the actual size, features, specifications, fittings and furnishings. 7. The developer reserves the right to make revisions/ alterations, at its absolute discretion, without any liability whatsoever.

3 BEDROOM APARTMENT

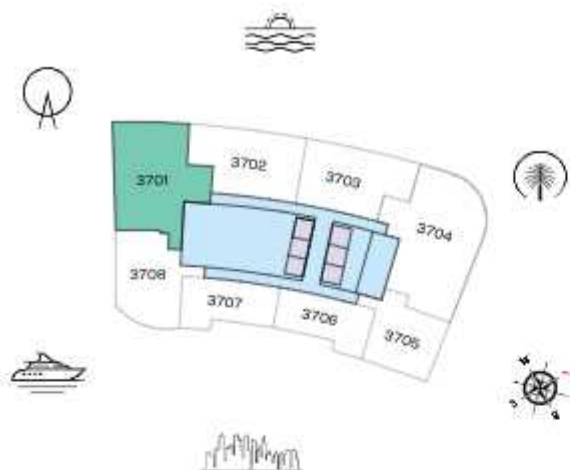
TYPE A (with maid room and powder room + balcony)

TOTAL SALEABLE AREA

SUITE = 1,933.63 SQ.FT.

BALCONY = 183.96 SQ.FT.

TOTAL = 2,117.59 SQ.FT.



LEVEL 37

UNIT



List of unit numbers with this unit plan:

VIEWS

Blue waters, Ain Dubai, Palm Jumeirah, Harbour, JBR Beach, Marina, Sea, Marina Skyline, Skydive
3701

Disclaimer: 1. All dimensions are in metric, measured to wall finishes. 2. All materials, dimensions & drawings are approximate. 3. Information is subject to change without notice, at developer's absolute discretion. 4. Actual area may vary from the stated area. 5. Drawing are not to scale. 6. All images used are for illustrative purpose only and do not represent the actual size, features, specifications, fittings and furnishings. 7. The developer reserves the right to make revisions/ alterations, at its absolute discretion, without any liability whatsoever.

3 BEDROOM APARTMENT

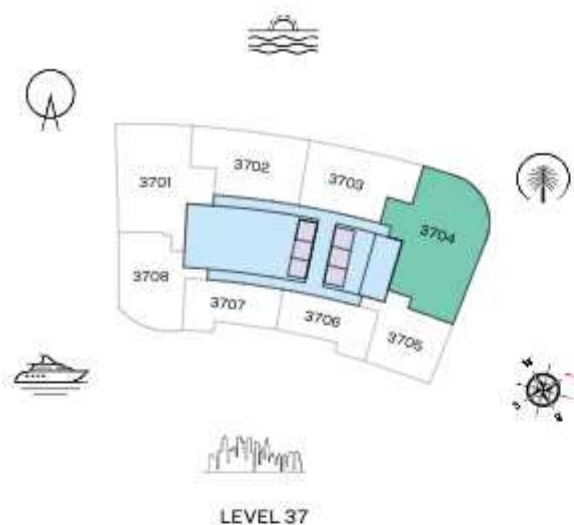
TYPE C (with maid room and powder room + balcony)

TOTAL SALEABLE AREA

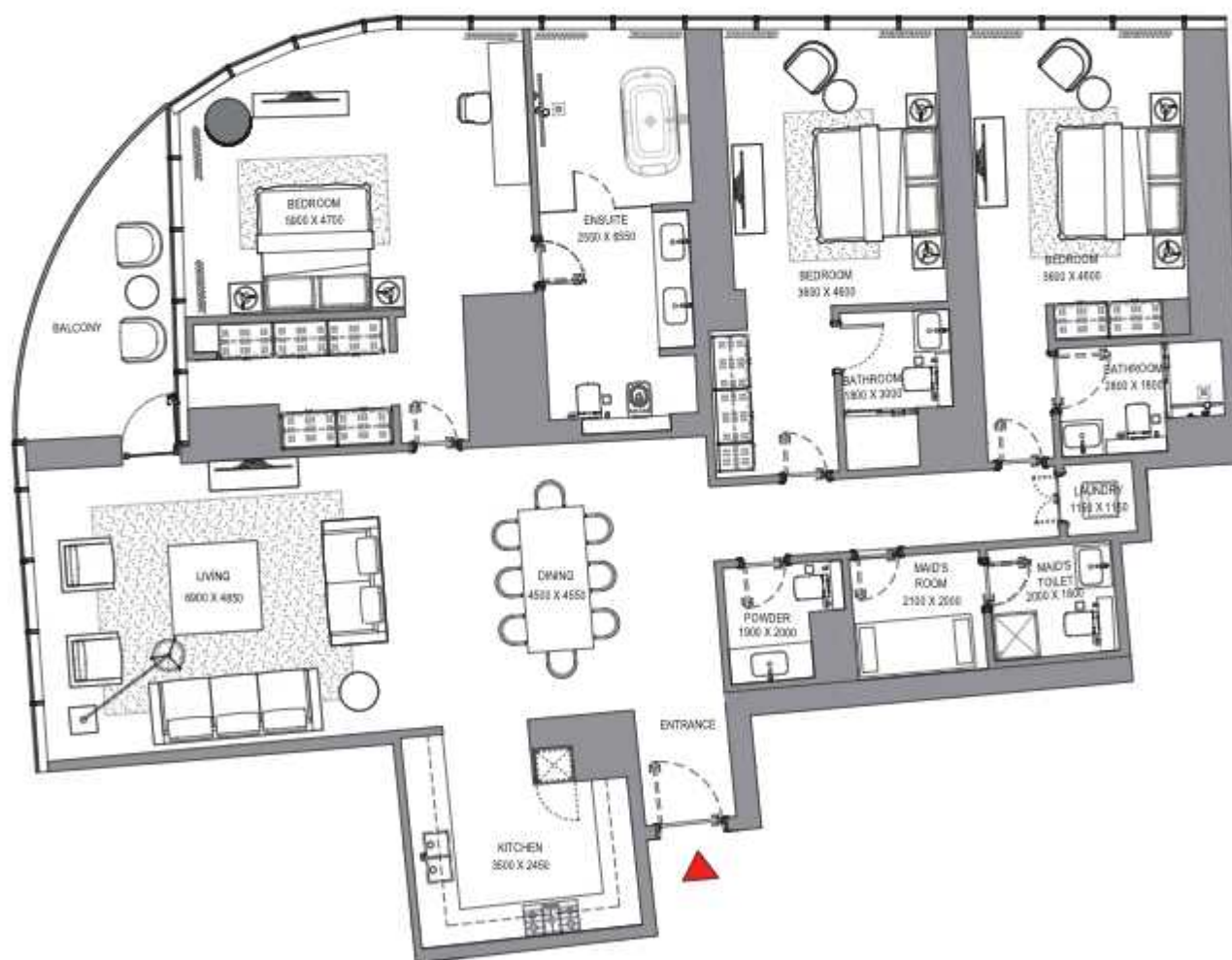
SUITE = 2,404.98 SQ.FT.

BALCONY = 123.25 SQ.FT.

TOTAL = 2,528.23 SQ.FT.



UNIT



List of unit numbers with this unit plan:

VIEWS

Palm Jumeirah, Harbour, Sea, Skydive
3704

Disclaimer: 1. All dimensions are in metric, measured to wall finishes. 2. All materials, dimensions & drawings are approximate. 3. Information is subject to change without notice, at developer's absolute discretion. 4. Actual area may vary from the stated area. 5. Drawing are not to scale. 6. All images used are for illustrative purpose only and do not represent the actual size, features, specifications, fittings and furnishings. 7. The developer reserves the right to make revisions/ alterations, at its absolute discretion, without any liability whatsoever.

2 BEDROOM APARTMENT TYPE A (with powder room + balcony)

TOTAL SALEABLE AREA

SUITE = 1,284.24 SQ.FT.

BALCONY = 232.61 SQ.FT.

TOTAL = 1,516.85 SQ.FT.



UNIT



List of unit numbers with this unit plan:

VIEWS

Blue waters, Ain Dubai, Palm Jumeirah, Harbour, Sea, Skydive
3702

Disclaimer: 1. All dimensions are in metric, measured to wall finishes. 2. All materials, dimensions & drawings are approximate. 3. Information is subject to change without notice, at developer's absolute discretion. 4. Actual area may vary from the stated area. 5. Drawing are not to scale. 6. All images used are for illustrative purpose only and do not represent the actual size, features, specifications, fittings and furnishings. 7. The developer reserves the right to make revisions/ alterations, at its absolute discretion, without any liability whatsoever.

2 BEDROOM APARTMENT TYPE B (with powder room + balcony)

TOTAL SALEABLE AREA

SUITE = 1,266.59 SQ.FT.

BALCONY = 235.73 SQ.FT.

TOTAL = 1,502.32 SQ.FT.



UNIT



List of unit numbers with this unit plan:

VIEWS

Palm Jumeirah, Harbour, Sea, Skydive
3703

Disclaimer: 1. All dimensions are in metric, measured to wall finishes. 2. All materials, dimensions & drawings are approximate. 3. Information is subject to change without notice, at developer's absolute discretion. 4. Actual area may vary from the stated area. 5. Drawing are not to scale. 6. All images used are for illustrative purpose only and do not represent the actual size, features, specifications, fittings and furnishings. 7. The developer reserves the right to make revisions/ alterations, at its absolute discretion, without any liability whatsoever.

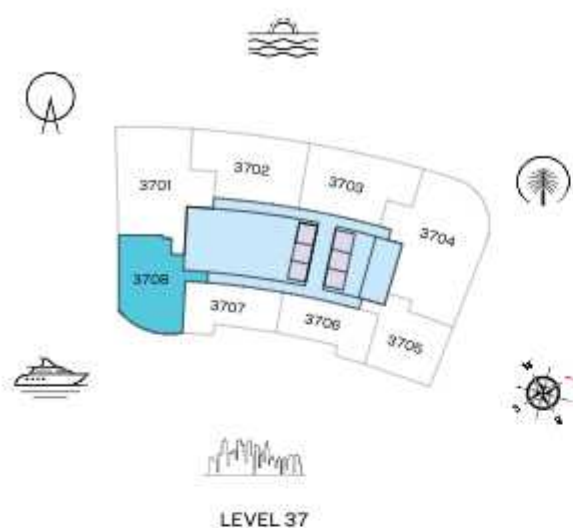
2 BEDROOM APARTMENT TYPE D (with powder room + balcony)

TOTAL SALEABLE AREA

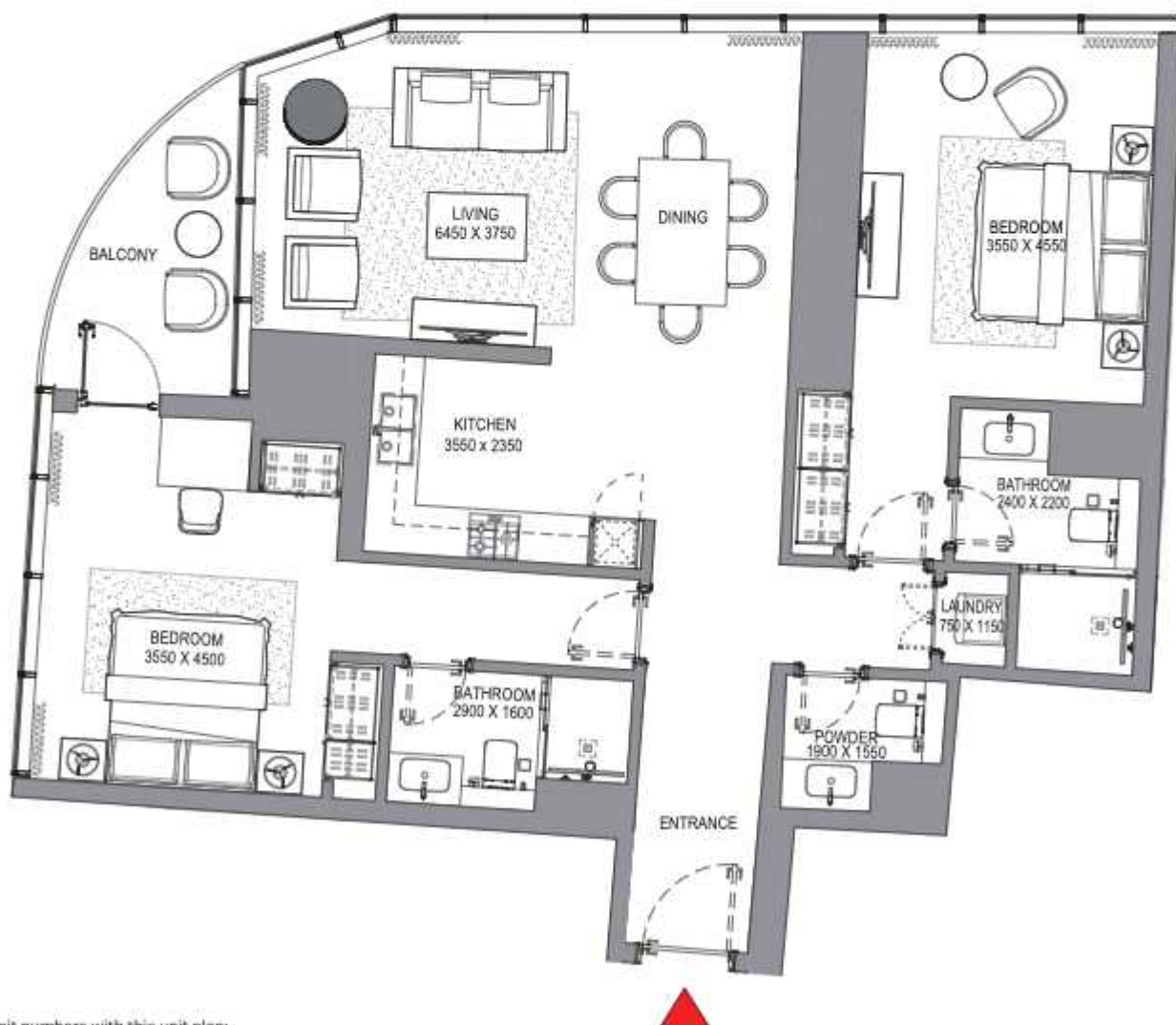
SUITE = 1,250.34 SQ.FT.

BALCONY = 75.99 SQ.FT.

TOTAL = 1,326.33 SQ.FT.



UNIT



List of unit numbers with this unit plan:

VIEWS

Blue waters, Ain Dubai, JBR Beach, Marina, Sea
3708

Disclaimer: 1. All dimensions are in metric, measured to wall finishes. 2. All materials, dimensions & drawings are approximate. 3. Information is subject to change without notice, at developer's absolute discretion. 4. Actual area may vary from the stated area. 5. Drawing are not to scale. 6. All images used are for illustrative purpose only and do not represent the actual size, features, specifications, fittings and furnishings. 7. The developer reserves the right to make revisions/ alterations, at its absolute discretion, without any liability whatsoever.

1 BEDROOM APARTMENT

TYPE A (with powder room + balcony)

TOTAL SALEABLE AREA

SUITE = 808.15 SQ.FT.

BALCONY = 70.72 SQ.FT.

TOTAL = 878.87 SQ.FT.



UNIT



List of unit numbers with this unit plan:

VIEWS

Marina, Marina Skyline

3706

Disclaimer: 1. All dimensions are in metric, measured to wall finishes. 2. All materials, dimensions & drawings are approximate. 3. Information is subject to change without notice, at developer's absolute discretion. 4. Actual area may vary from the stated area. 5. Drawing are not to scale. 6. All images used are for illustrative purpose only and do not represent the actual size, features, specifications, fittings and furnishings. 7. The developer reserves the right to make revisions/ alterations, at its absolute discretion, without any liability whatsoever.

1 BEDROOM APARTMENT

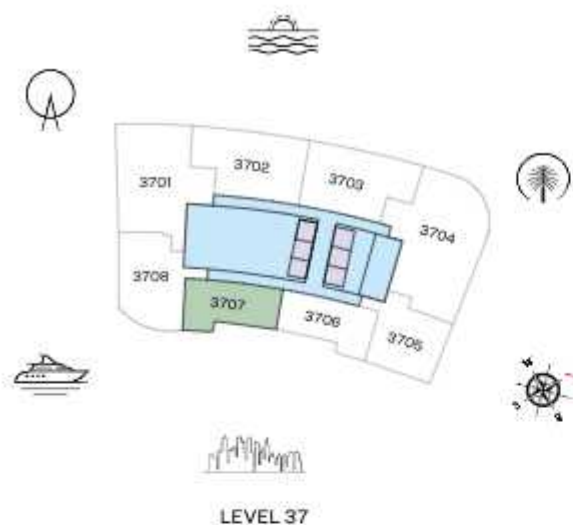
TYPE B (with powder room + balcony)

TOTAL SALEABLE AREA

SUITE = 806.43 SQ.FT.

BALCONY = 68.57 SQ.FT.

TOTAL = 875.00 SQ.FT.



UNIT



List of unit numbers with this unit plan:

VIEWS

Marina, Marina Skyline
3707

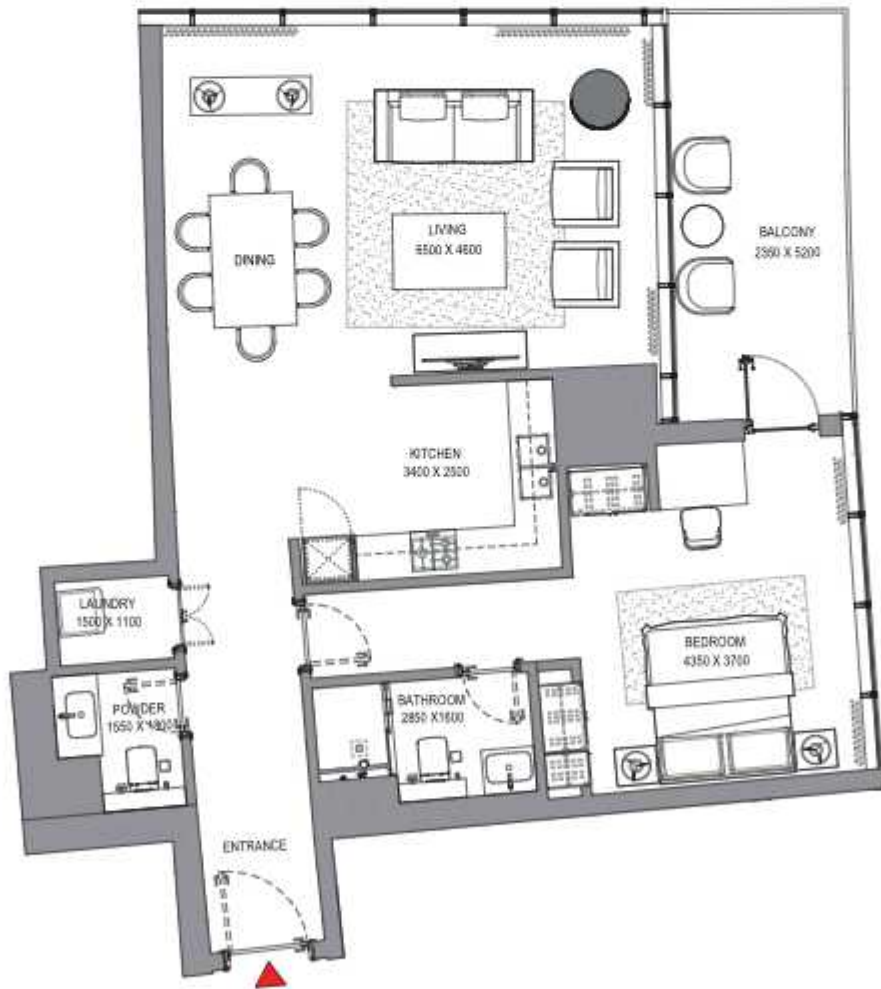
Disclaimer: 1. All dimensions are in metric, measured to wall finishes. 2. All materials, dimensions & drawings are approximate. 3. Information is subject to change without notice, at developer's absolute discretion. 4. Actual area may vary from the stated area. 5. Drawing are not to scale. 6. All images used are for illustrative purpose only and do not represent the actual size, features, specifications, fittings and furnishings. 7. The developer reserves the right to make revisions/ alterations, at its absolute discretion, without any liability whatsoever.

1 BEDROOM APARTMENT

TYPE C (with powder room + balcony)

TOTAL SALEABLE AREA

SUITE = 999.86 SQ.FT.
BALCONY = 142.30 SQ.FT.
TOTAL = 1,142.16 SQ.FT.



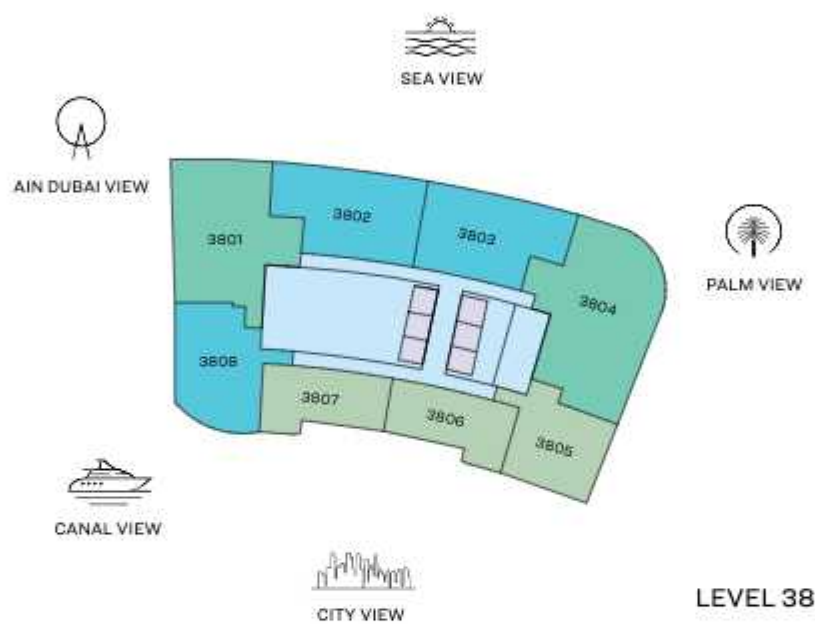
List of unit numbers with this unit plan:

VIEWS

Marina, Marina Skyline
3705

Disclaimer: 1. All dimensions are in metric, measured to wall finishes. 2. All materials, dimensions & drawings are approximate. 3. Information is subject to change without notice, at developer's absolute discretion. 4. Actual area may vary from the stated area. 5. Drawing are not to scale. 6. All images used are for illustrative purpose only and do not represent the actual size, features, specifications, fittings and furnishings. 7. The developer reserves the right to make revisions/ alterations, at its absolute discretion, without any liability whatsoever.

FLOOR PLAN LAYOUT
TOWER A



- 1 BED UNIT
- 2 BED UNIT
- 3 BED UNIT
- LOBBIES, CORRIDORS & STAIRS
- LIFTS

Disclaimer: 1. All dimensions are in metric, measured to wall finishes. 2. All materials, dimensions & drawings are approximate. 3. Information is subject to change without notice, at developer's absolute discretion. 4. Actual area may vary from the stated area. 5. Drawing are not to scale. 6. All images used are for illustrative purpose only and do not represent the actual size, features, specifications, fittings and furnishings. 7. The developer reserves the right to make revisions/ alterations, at its absolute discretion, without any liability whatsoever.

3 BEDROOM APARTMENT

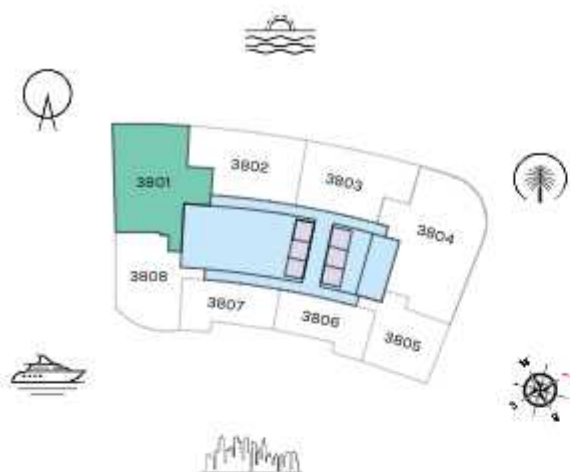
TYPE A (with maid room and powder room + balcony)

TOTAL SALEABLE AREA

SUITE = 1,948.91 SQ.FT.

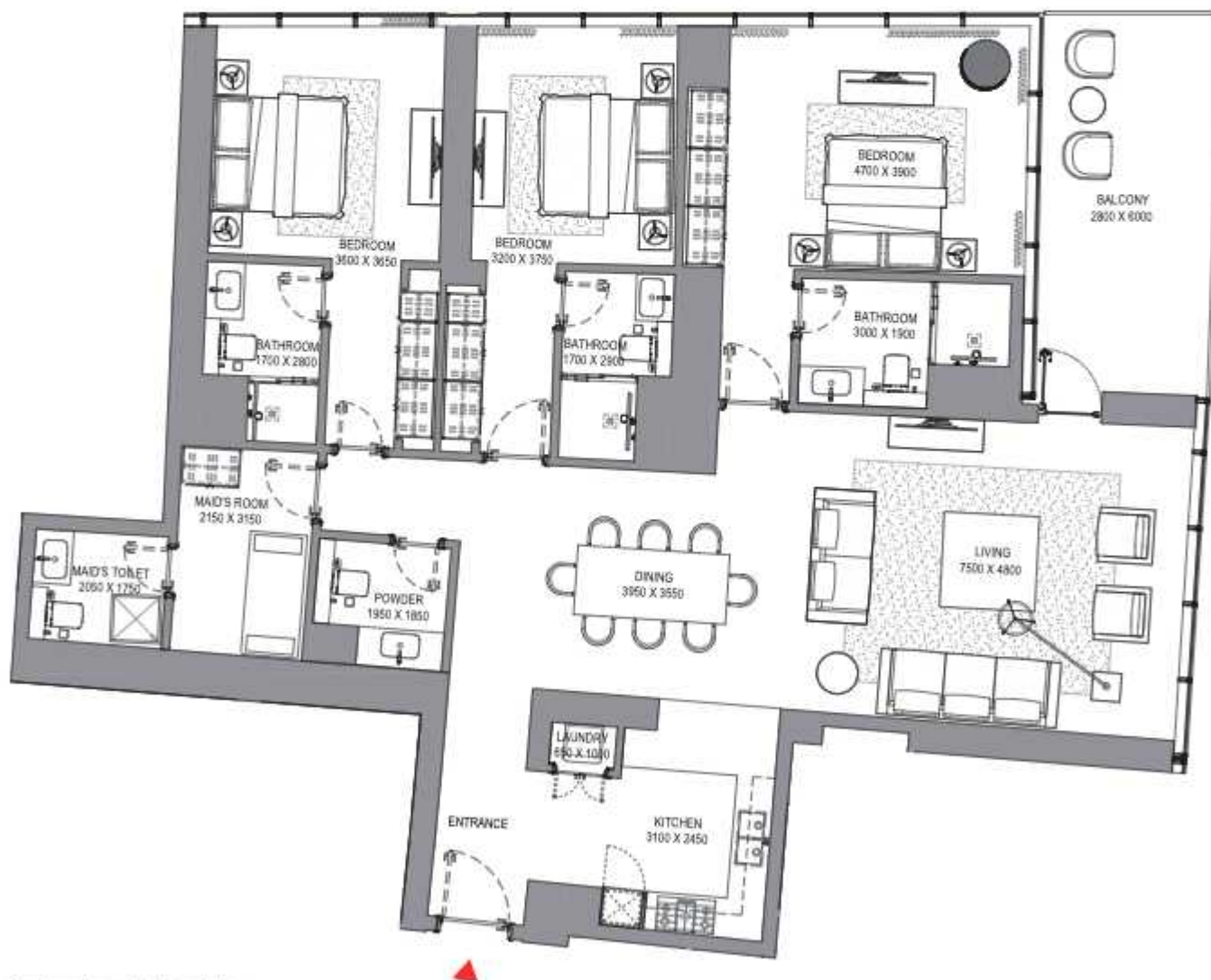
BALCONY = 190.84 SQ.FT.

TOTAL = 2,139.75 SQ.FT.



LEVEL 38

UNIT



List of unit numbers with this unit plan:

VIEWS

Blue waters, Ain Dubai, Palm Jumeirah, Harbour, JBR Beach, Marina, Sea, Marina Skyline, Skydive
3801

Disclaimer: 1. All dimensions are in metric, measured to wall finishes. 2. All materials, dimensions & drawings are approximate. 3. Information is subject to change without notice, at developer's absolute discretion. 4. Actual area may vary from the stated area. 5. Drawing are not to scale. 6. All images used are for illustrative purpose only and do not represent the actual size, features, specifications, fittings and furnishings. 7. The developer reserves the right to make revisions/ alterations, at its absolute discretion, without any liability whatsoever.

3 BEDROOM APARTMENT

TYPE C (with maid room and powder room + balcony)

TOTAL SALEABLE AREA

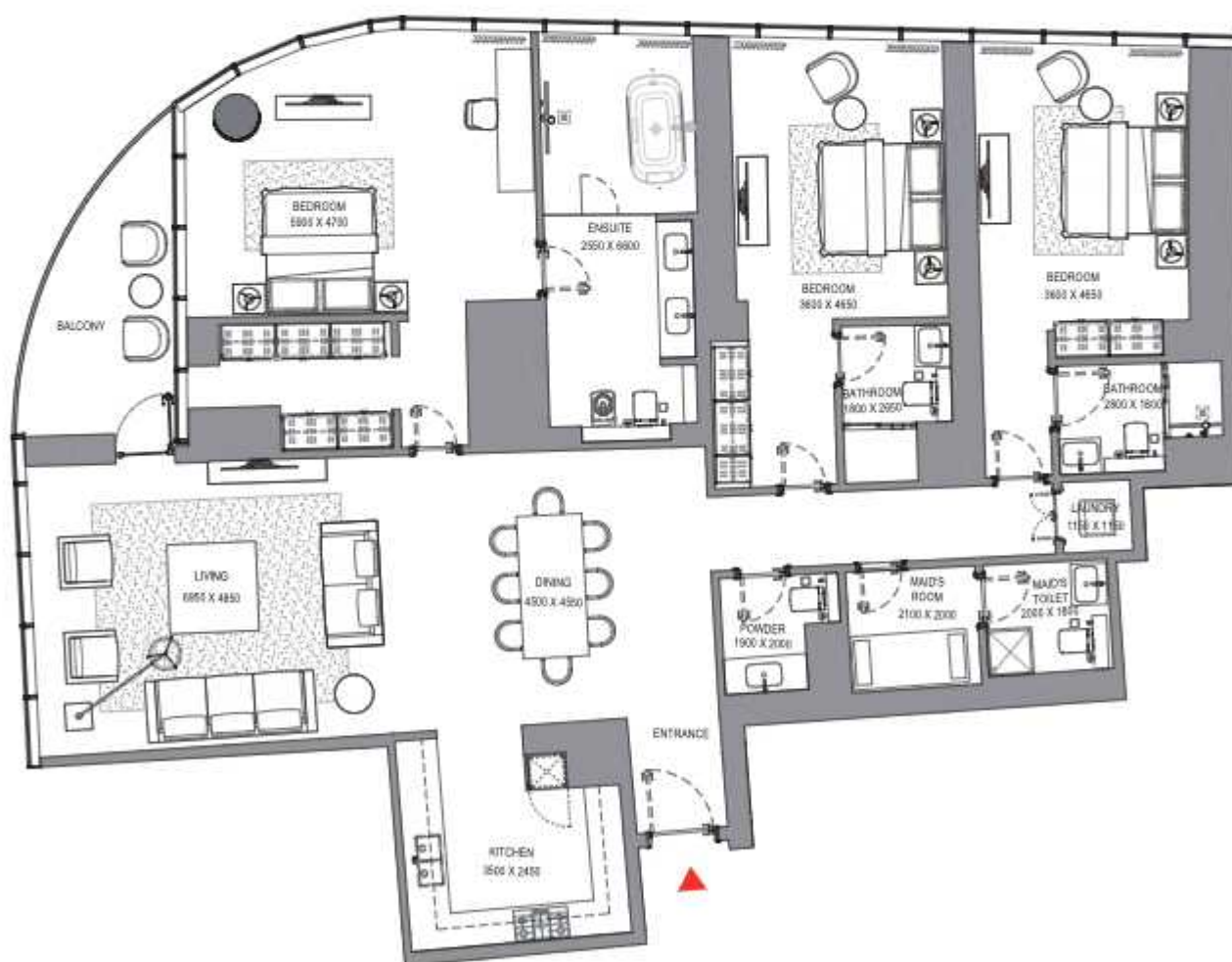
SUITE = 2,424.14 SQ.FT.

BALCONY = 118.62 SQ.FT.

TOTAL = 2,542.76 SQ.FT.



UNIT



List of unit numbers with this unit plan:

VIEWS

Palm Jumeirah, Harbour, Sea, Skydive
3804

Disclaimer: 1. All dimensions are in metric, measured to wall finishes. 2. All materials, dimensions & drawings are approximate. 3. Information is subject to change without notice, at developer's absolute discretion. 4. Actual area may vary from the stated area. 5. Drawing are not to scale. 6. All images used are for illustrative purpose only and do not represent the actual size, features, specifications, fittings and furnishings. 7. The developer reserves the right to make revisions/ alterations, at its absolute discretion, without any liability whatsoever.

2 BEDROOM APARTMENT TYPE A (with powder room + balcony)

TOTAL SALEABLE AREA

SUITE = 1,296.73 SQ.FT.

BALCONY = 230.35 SQ.FT.

TOTAL = 1,527.08 SQ.FT.



UNIT



List of unit numbers with this unit plan:

VIEWS

Blue waters, Ain Dubai, Palm Jumeirah, Harbour, Sea, Skydive
3802

Disclaimer: 1. All dimensions are in metric, measured to wall finishes. 2. All materials, dimensions & drawings are approximate. 3. Information is subject to change without notice, at developer's absolute discretion. 4. Actual area may vary from the stated area. 5. Drawing are not to scale. 6. All images used are for illustrative purpose only and do not represent the actual size, features, specifications, fittings and furnishings. 7. The developer reserves the right to make revisions/ alterations, at its absolute discretion, without any liability whatsoever.

2 BEDROOM APARTMENT TYPE B (with powder room + balcony)

TOTAL SALEABLE AREA
SUITE RANGE = 1,278.97 SQ.FT.
BALCONY = 236.38 SQ.FT.
TOTAL = 1,515.35 SQ.FT.



UNIT



List of unit numbers with this unit plan:

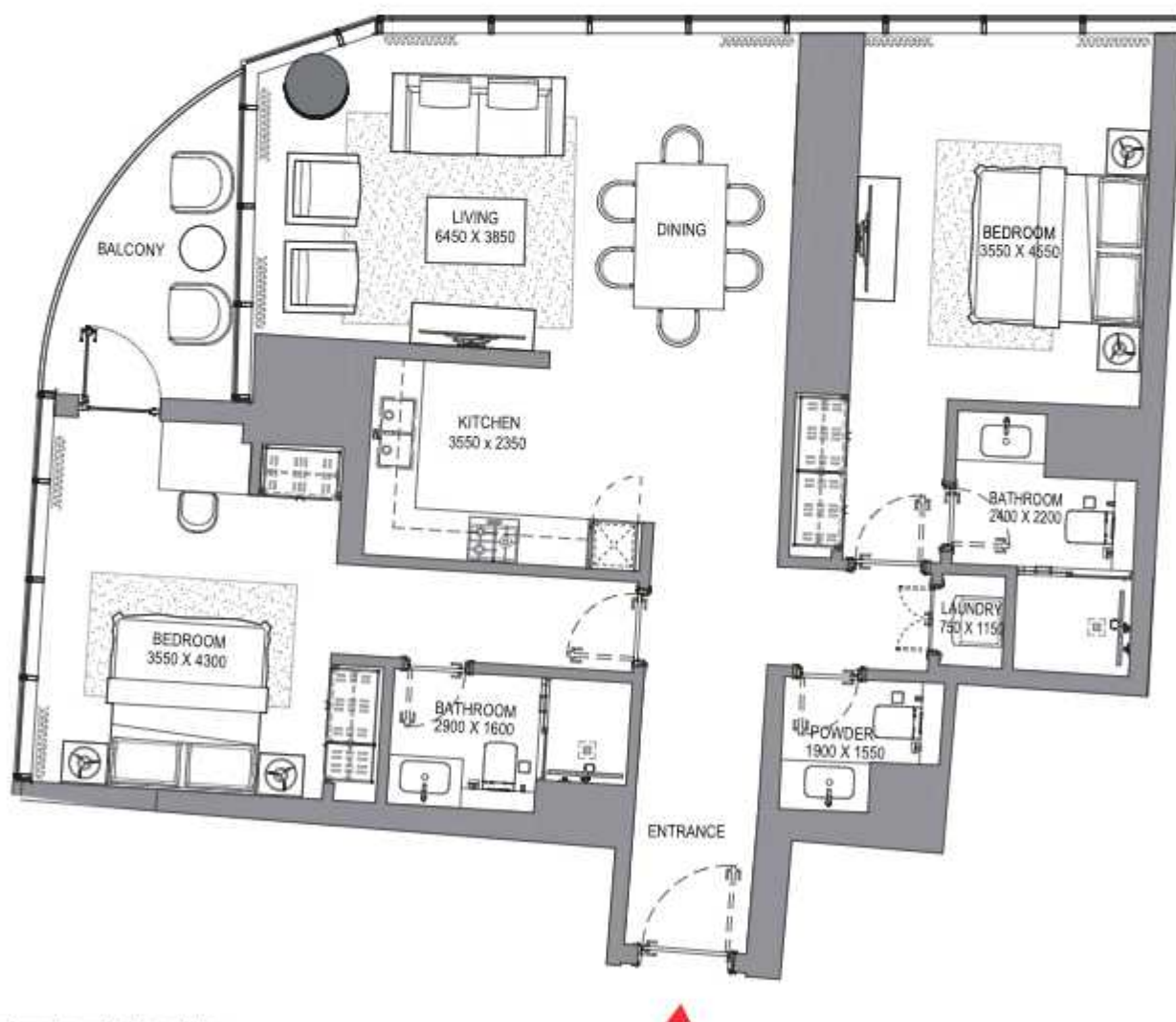
VIEWS

Palm Jumeirah, Harbour, Sea, Skydive
3803

Disclaimer: 1. All dimensions are in metric, measured to wall finishes. 2. All materials, dimensions & drawings are approximate. 3. Information is subject to change without notice, at developer's absolute discretion. 4. Actual area may vary from the stated area. 5. Drawing are not to scale. 6. All images used are for illustrative purpose only and do not represent the actual size, features, specifications, fittings and furnishings. 7. The developer reserves the right to make revisions/ alterations, at its absolute discretion, without any liability whatsoever.

2 BEDROOM APARTMENT TYPE D (with powder room + balcony)

TOTAL SALEABLE AREA
SUITE RANGE = 1,257.22 SQ.FT.
BALCONY = 75.99 SQ.FT.
TOTAL = 1,333.21 SQ.FT.



List of unit numbers with this unit plan:

VIEWS

Blue waters, Ain Dubai, JBR Beach, Marina, Sea
3808

Disclaimer: 1. All dimensions are in metric, measured to wall finishes. 2. All materials, dimensions & drawings are approximate. 3. Information is subject to change without notice, at developer's absolute discretion. 4. Actual area may vary from the stated area. 5. Drawing are not to scale. 6. All images used are for illustrative purpose only and do not represent the actual size, features, specifications, fittings and furnishings. 7. The developer reserves the right to make revisions/ alterations, at its absolute discretion, without any liability whatsoever.

1 BEDROOM APARTMENT

TYPE A (with powder room + balcony)

TOTAL SALEABLE AREA

SUITE = 808.05 SQ.FT.

BALCONY = 70.72 SQ.FT.

TOTAL = 878.77 SQ.FT.



UNIT



List of unit numbers with this unit plan:

VIEWS

Marina, Marina Skyline
3806

Disclaimer: 1. All dimensions are in metric, measured to wall finishes. 2. All materials, dimensions & drawings are approximate. 3. Information is subject to change without notice, at developer's absolute discretion. 4. Actual area may vary from the stated area. 5. Drawing are not to scale. 6. All images used are for illustrative purpose only and do not represent the actual size, features, specifications, fittings and furnishings. 7. The developer reserves the right to make revisions/ alterations, at its absolute discretion, without any liability whatsoever.

1 BEDROOM APARTMENT

TYPE B (with powder room + balcony)

TOTAL SALEABLE AREA

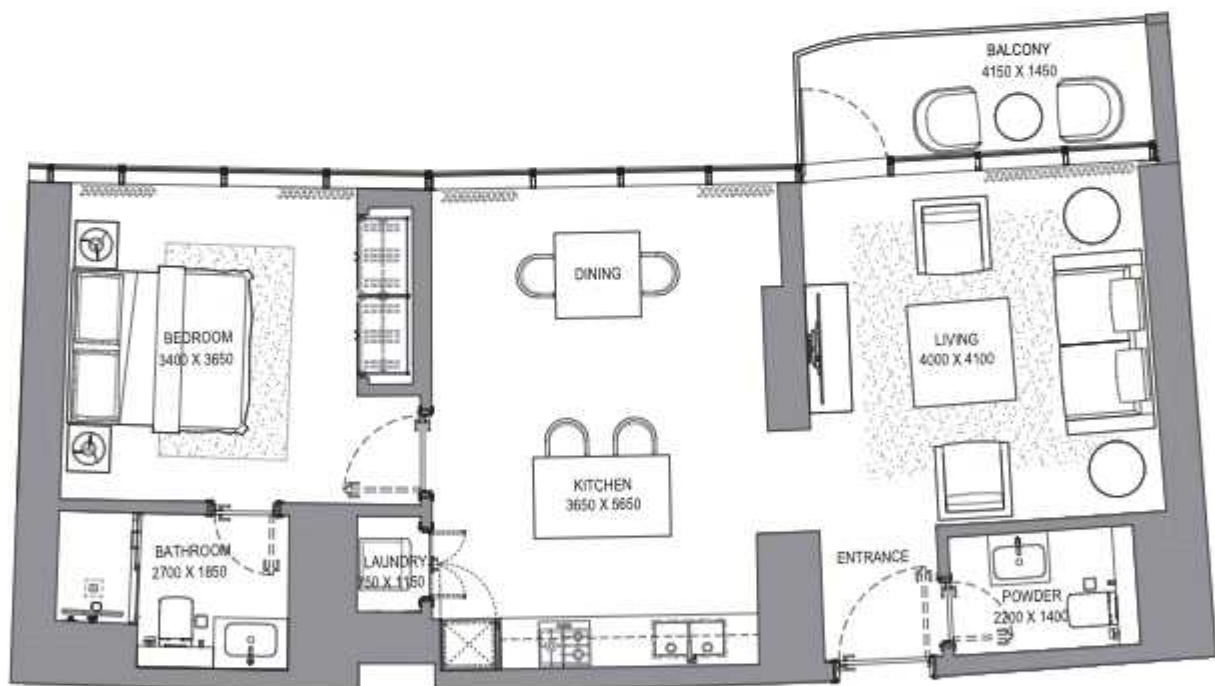
SUITE = 806.43 SQ.FT.

BALCONY = 68.57 SQ.FT.

TOTAL = 875.00 SQ.FT.



UNIT



List of unit numbers with this unit plan:

VIEWS

Marina, Marina Skyline

3807

Disclaimer: 1. All dimensions are in metric, measured to wall finishes. 2. All materials, dimensions & drawings are approximate. 3. Information is subject to change without notice, at developer's absolute discretion. 4. Actual area may vary from the stated area. 5. Drawing are not to scale. 6. All images used are for illustrative purpose only and do not represent the actual size, features, specifications, fittings and furnishings. 7. The developer reserves the right to make revisions/ alterations, at its absolute discretion, without any liability whatsoever.

1 BEDROOM APARTMENT

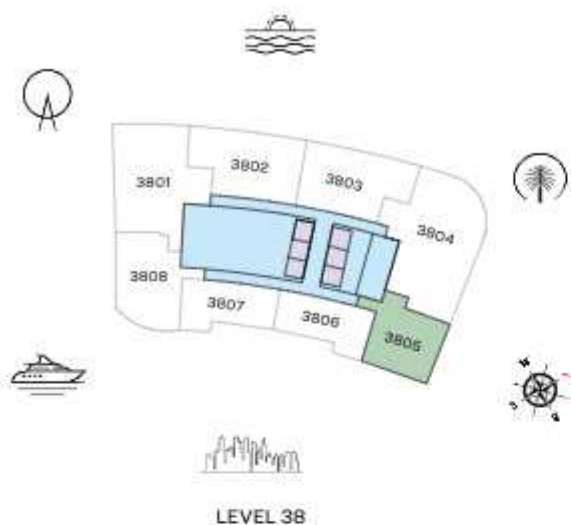
TYPE C (with powder room + balcony)

TOTAL SALEABLE AREA

SUITE = 1,002.23 SQ.FT.

BALCONY = 142.30 SQ.FT.

TOTAL = 1,144.53 SQ.FT.



UNIT



List of unit numbers with this unit plan:

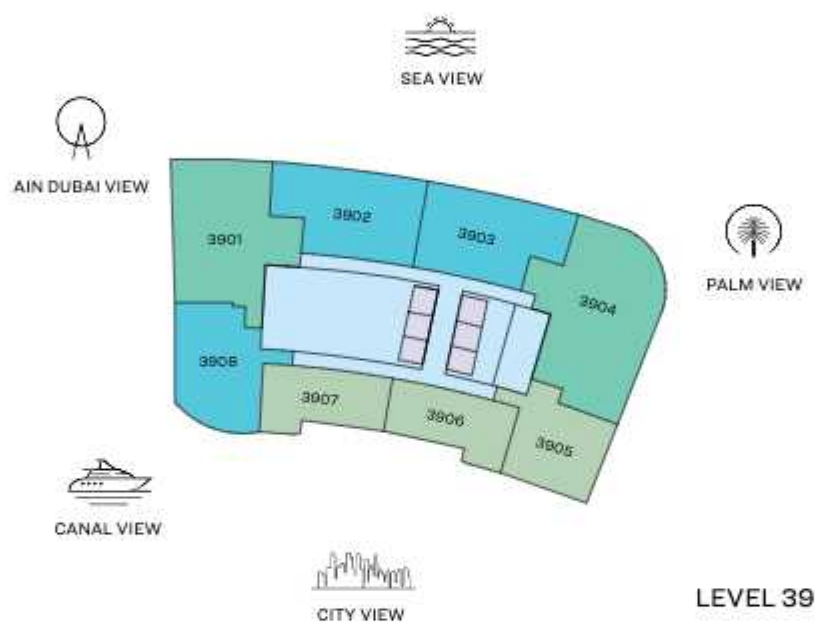
VIEWS

Marina, Marina Skyline

3805

Disclaimer: 1. All dimensions are in metric, measured to wall finishes. 2. All materials, dimensions & drawings are approximate. 3. Information is subject to change without notice, at developer's absolute discretion. 4. Actual area may vary from the stated area. 5. Drawing are not to scale. 6. All images used are for illustrative purpose only and do not represent the actual size, features, specifications, fittings and furnishings. 7. The developer reserves the right to make revisions/ alterations, at its absolute discretion, without any liability whatsoever.

FLOOR PLAN LAYOUT
TOWER A



- 1 BED UNIT
- 3 BED UNIT
- LIFTS
- 2 BED UNIT
- LOBBIES, CORRIDORS & STAIRS

Disclaimer: 1. All dimensions are in metric, measured to wall finishes. 2. All materials, dimensions & drawings are approximate. 3. Information is subject to change without notice, at developer's absolute discretion. 4. Actual area may vary from the stated area. 5. Drawing are not to scale. 6. All images used are for illustrative purpose only and do not represent the actual size, features, specifications, fittings and furnishings. 7. The developer reserves the right to make revisions/ alterations, at its absolute discretion, without any liability whatsoever.

3 BEDROOM APARTMENT

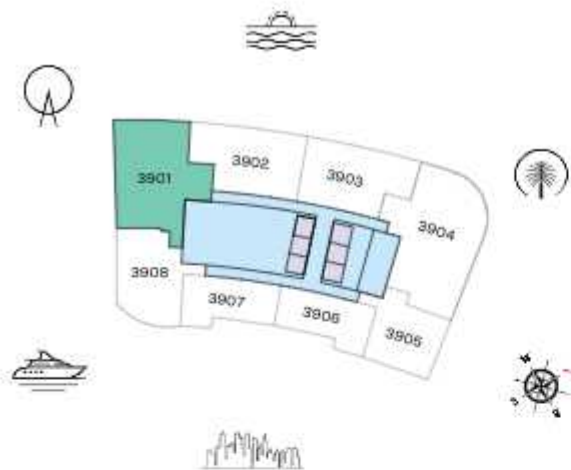
TYPE A (with maid room and powder room + balcony)

TOTAL SALEABLE AREA

SUITE = 1,965.49 SQ.FT.

BALCONY = 191.71 SQ.FT.

TOTAL = 2,157.20 SQ.FT.



LEVEL 39

UNIT



List of unit numbers with this unit plan:

VIEWS

Blue waters, Ain Dubai, Palm Jumeirah, Harbour, JBR Beach, Marina, Sea, Marina Skyline, Skydive
3901

Disclaimer: 1. All dimensions are in metric, measured to wall finishes. 2. All materials, dimensions & drawings are approximate. 3. Information is subject to change without notice, at developer's absolute discretion. 4. Actual area may vary from the stated area. 5. Drawing are not to scale. 6. All images used are for illustrative purpose only and do not represent the actual size, features, specifications, fittings and furnishings. 7. The developer reserves the right to make revisions/ alterations, at its absolute discretion, without any liability whatsoever.

3 BEDROOM APARTMENT

TYPE C (with maid room and powder room + balcony)

TOTAL SALEABLE AREA

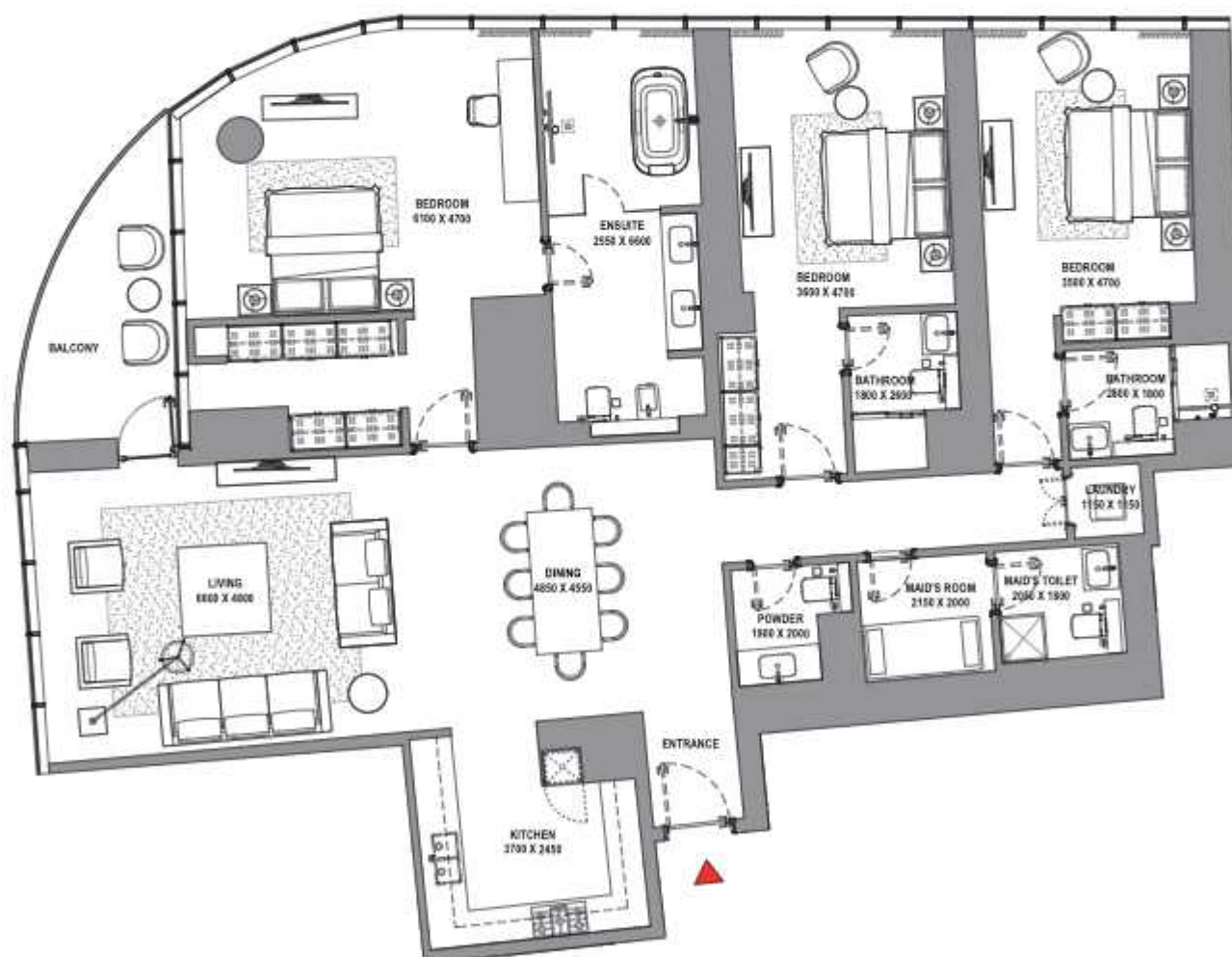
SUITE = 2,432.43 SQ.FT.

BALCONY = 119.26 SQ.FT.

TOTAL = 2,551.69 SQ.FT.



UNIT



List of unit numbers with this unit plan:

VIEWS

Palm Jumeirah, Harbour, Sea, Skydive
3904

Disclaimer: 1. All dimensions are in metric, measured to wall finishes. 2. All materials, dimensions & drawings are approximate. 3. Information is subject to change without notice, at developer's absolute discretion. 4. Actual area may vary from the stated area. 5. Drawing are not to scale. 6. All images used are for illustrative purpose only and do not represent the actual size, features, specifications, fittings and furnishings. 7. The developer reserves the right to make revisions/ alterations, at its absolute discretion, without any liability whatsoever.

2 BEDROOM APARTMENT

TYPE A (with powder room + balcony)

TOTAL SALEABLE AREA

SUITE = 1,309.11 SQ.FT.

BALCONY = 230.46 SQ.FT.

TOTAL = 1,539.57 SQ.FT.



UNIT



List of unit numbers with this unit plan:

VIEWS

Blue waters, Ain Dubai, Palm Jumeirah, Harbour, Sea, Skydive
3902

Disclaimer: 1. All dimensions are in metric, measured to wall finishes. 2. All materials, dimensions & drawings are approximate. 3. Information is subject to change without notice, at developer's absolute discretion. 4. Actual area may vary from the stated area. 5. Drawing are not to scale. 6. All images used are for illustrative purpose only and do not represent the actual size, features, specifications, fittings and furnishings. 7. The developer reserves the right to make revisions/ alterations, at its absolute discretion, without any liability whatsoever.

2 BEDROOM APARTMENT TYPE B (with powder room + balcony)

TOTAL SALEABLE AREA

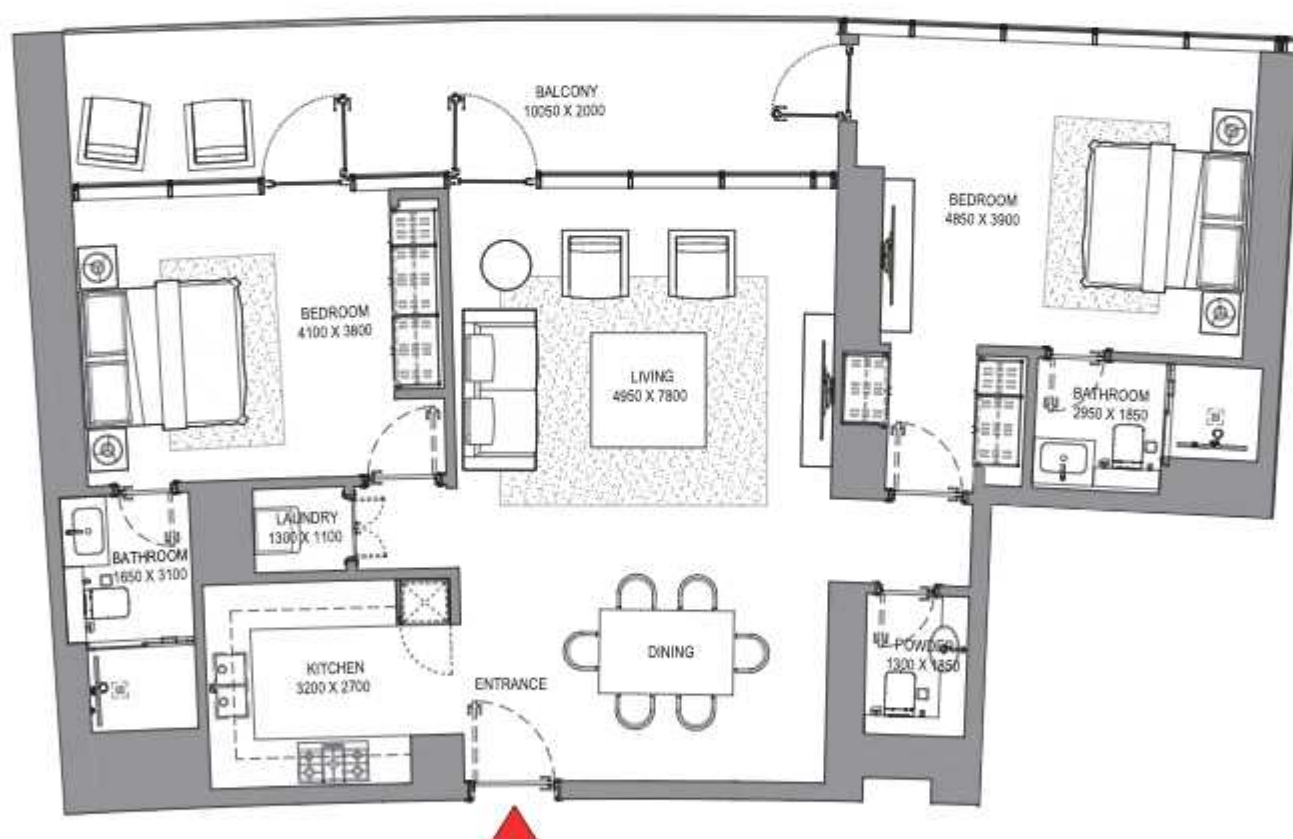
SUITE = 1,291.45 SQ.FT.

BALCONY = 236.48 SQ.FT.

TOTAL = 1,527.93 SQ.FT.



UNIT



List of unit numbers with this unit plan:

VIEWS

Palm Jumeirah, Harbour, Sea, Skydive
3903

Disclaimer: 1. All dimensions are in metric, measured to wall finishes. 2. All materials, dimensions & drawings are approximate. 3. Information is subject to change without notice, at developer's absolute discretion. 4. Actual area may vary from the stated area. 5. Drawing are not to scale. 6. All images used are for illustrative purpose only and do not represent the actual size, features, specifications, fittings and furnishings. 7. The developer reserves the right to make revisions/ alterations, at its absolute discretion, without any liability whatsoever.

2 BEDROOM APARTMENT TYPE D (with powder room + balcony)

TOTAL SALEABLE AREA

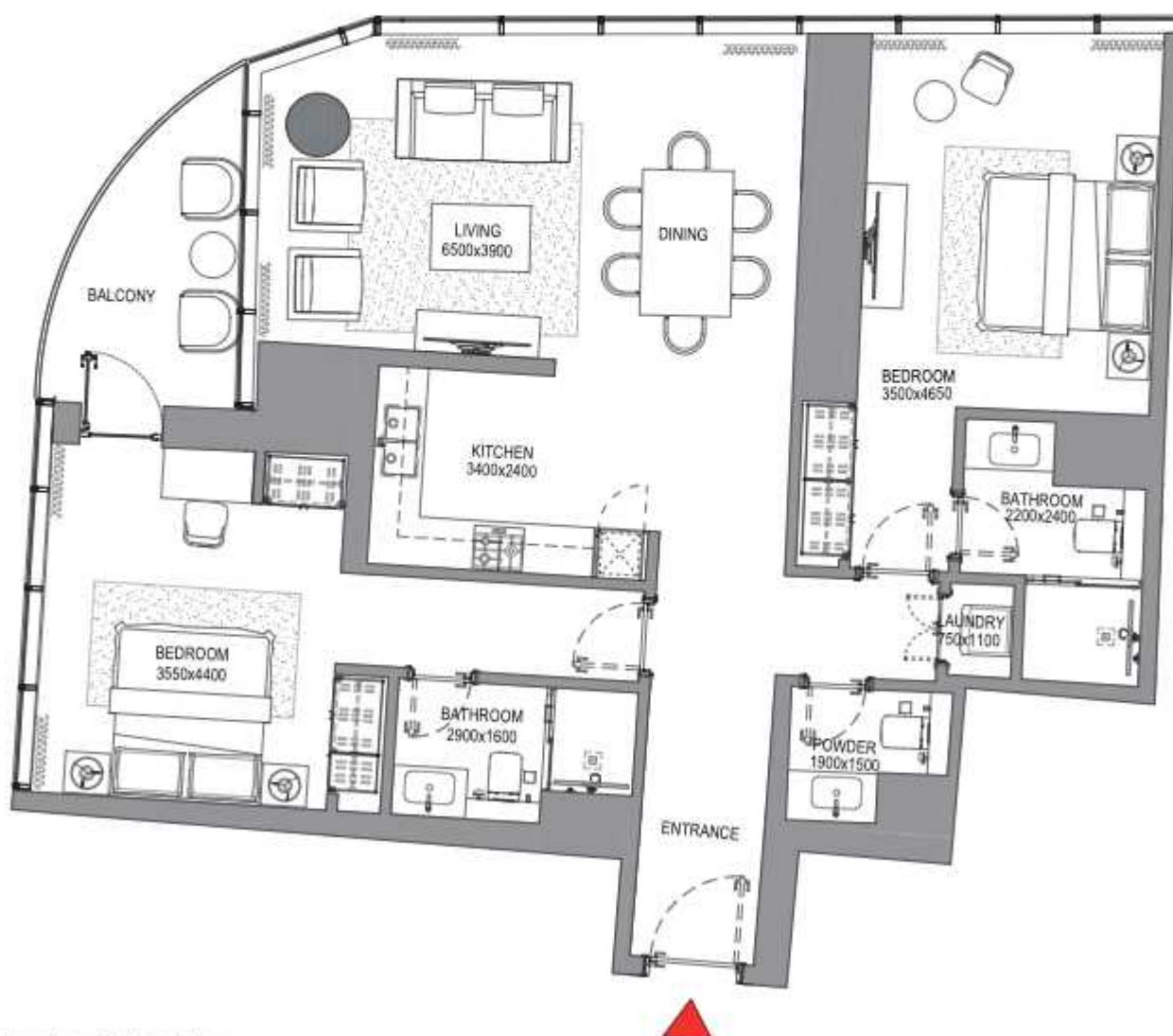
SUITE = 1,266.05 SQ.FT.

BALCONY = 82.24 SQ.FT.

TOTAL = 1,348.29 SQ.FT.



UNIT



List of unit numbers with this unit plan:

VIEWS

Blue waters, Ain Dubai, JBR Beach, Marina, Sea
3908

Disclaimer: 1. All dimensions are in metric, measured to wall finishes. 2. All materials, dimensions & drawings are approximate. 3. Information is subject to change without notice, at developer's absolute discretion. 4. Actual area may vary from the stated area. 5. Drawing are not to scale. 6. All images used are for illustrative purpose only and do not represent the actual size, features, specifications, fittings and furnishings. 7. The developer reserves the right to make revisions/ alterations, at its absolute discretion, without any liability whatsoever.

1 BEDROOM APARTMENT

TYPE A (with powder room + balcony)

TOTAL SALEABLE AREA

SUITE = 815.15 SQ.FT.

BALCONY = 70.93 SQ.FT.

TOTAL = 886.08 SQ.FT.



UNIT



List of unit numbers with this unit plan:

VIEWS

Marina, Marina Skyline
3906

Disclaimer: 1. All dimensions are in metric, measured to wall finishes. 2. All materials, dimensions & drawings are approximate. 3. Information is subject to change without notice, at developer's absolute discretion. 4. Actual area may vary from the stated area. 5. Drawing are not to scale. 6. All images used are for illustrative purpose only and do not represent the actual size, features, specifications, fittings and furnishings. 7. The developer reserves the right to make revisions/ alterations, at its absolute discretion, without any liability whatsoever.

1 BEDROOM APARTMENT

TYPE B (with powder room + balcony)

TOTAL SALEABLE AREA

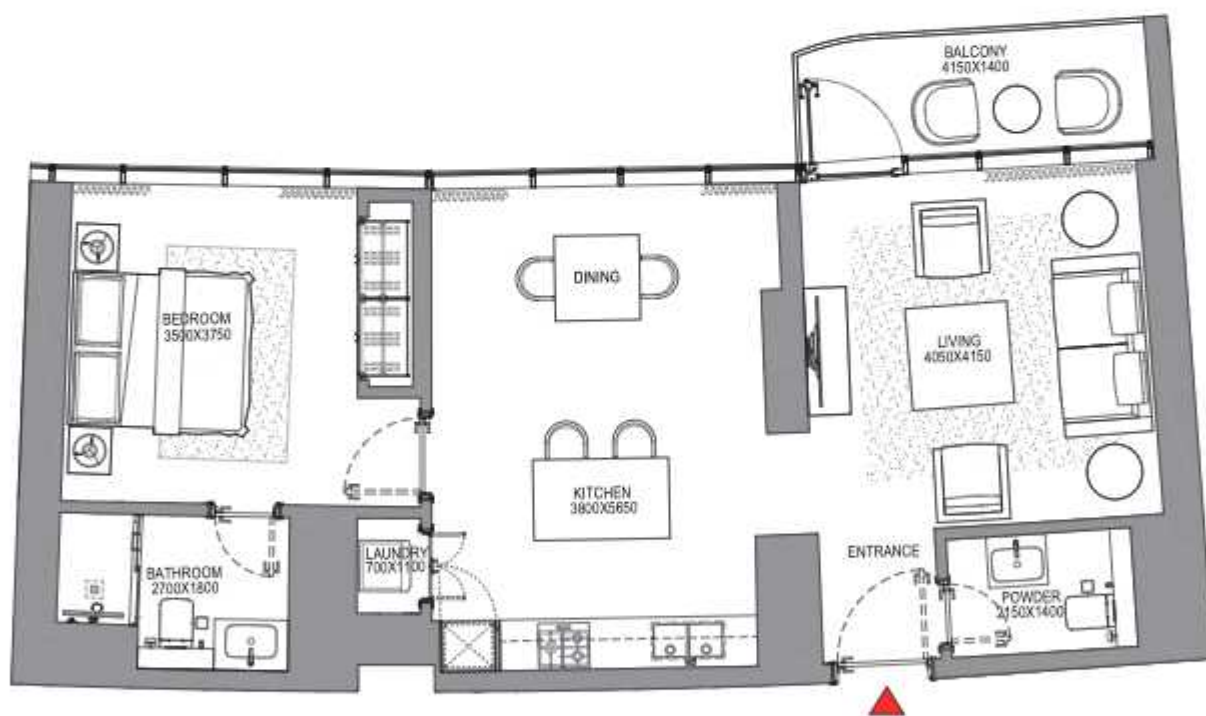
SUITE = 813.54 SQ.FT.

BALCONY = 68.89 SQ.FT.

TOTAL = 882.43 SQ.FT.



UNIT



List of unit numbers with this unit plan:

VIEWS

Marina, Marina Skyline
3907

Disclaimer: 1. All dimensions are in metric, measured to wall finishes. 2. All materials, dimensions & drawings are approximate. 3. Information is subject to change without notice, at developer's absolute discretion. 4. Actual area may vary from the stated area. 5. Drawing are not to scale. 6. All images used are for illustrative purpose only and do not represent the actual size, features, specifications, fittings and furnishings. 7. The developer reserves the right to make revisions/ alterations, at its absolute discretion, without any liability whatsoever.

1 BEDROOM APARTMENT

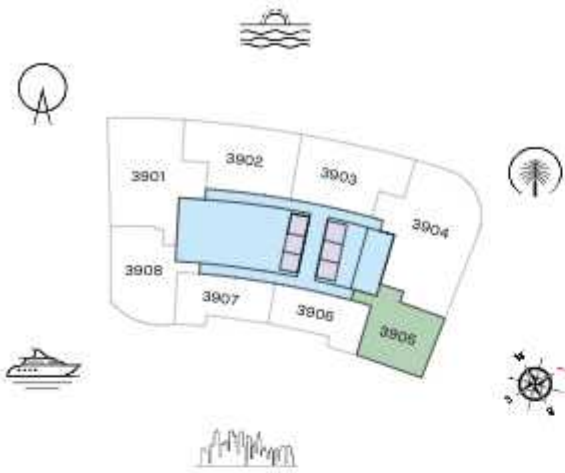
TYPE C (with powder room + balcony)

TOTAL SALEABLE AREA

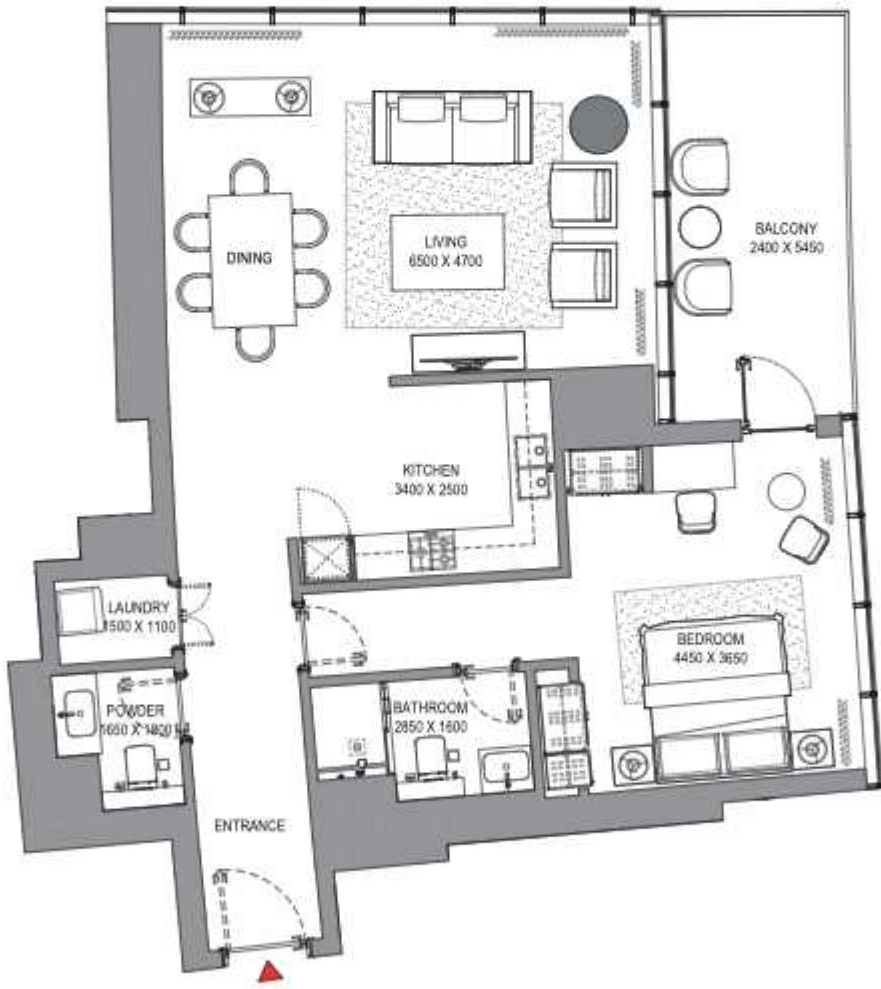
SUITE = 1,004.27 SQ.FT.

BALCONY = 145.96 SQ.FT.

TOTAL = 1,150.23 SQ.FT.



LEVEL 39



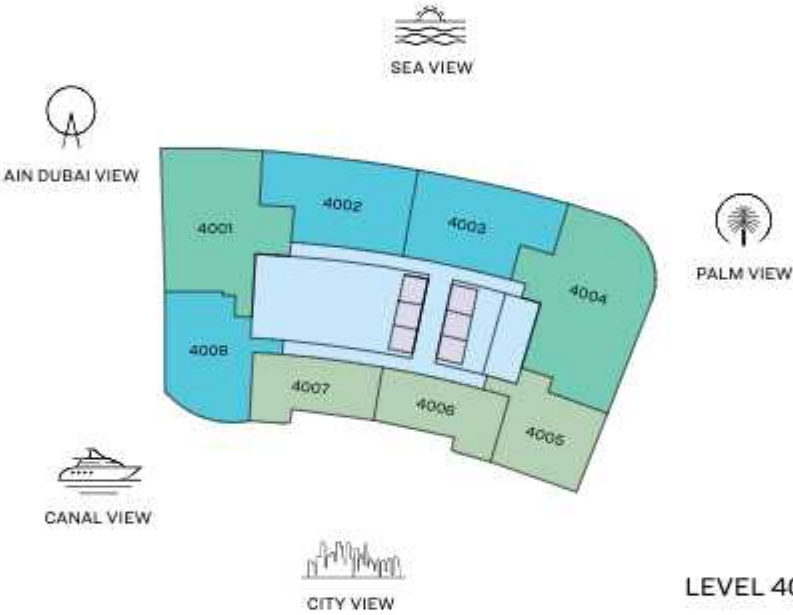
List of unit numbers with this unit plan:

VIEWS

Marina, Marina Skyline
3905

Disclaimer: 1. All dimensions are in metric, measured to wall finishes. 2. All materials, dimensions & drawings are approximate. 3. Information is subject to change without notice, at developer's absolute discretion. 4. Actual area may vary from the stated area. 5. Drawing are not to scale. 6. All images used are for illustrative purpose only and do not represent the actual size, features, specifications, fittings and furnishings. 7. The developer reserves the right to make revisions/ alterations, at its absolute discretion, without any liability whatsoever.

FLOOR PLAN LAYOUT
TOWER A



- 1 BED UNIT
- 3 BED UNIT
- LIFTS
- 2 BED UNIT
- LOBBIES, CORRIDORS & STAIRS

Disclaimer: 1. All dimensions are in metric, measured to wall finishes. 2. All materials, dimensions & drawings are approximate. 3. Information is subject to change without notice, at developer's absolute discretion. 4. Actual area may vary from the stated area. 5. Drawing are not to scale. 6. All images used are for illustrative purpose only and do not represent the actual size, features, specifications, fittings and furnishings. 7. The developer reserves the right to make revisions/ alterations, at its absolute discretion, without any liability whatsoever.

3 BEDROOM APARTMENT

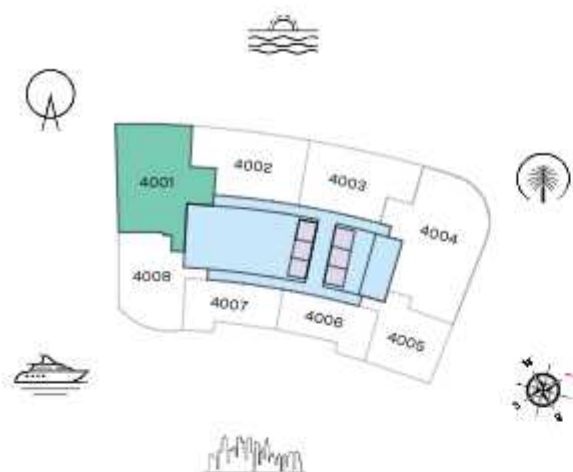
TYPE A (with maid room and powder room + balcony)

TOTAL SALEABLE AREA

SUITE = 1,977.98 SQ.FT.

BALCONY = 202.04 SQ.FT.

TOTAL = 2,180.02 SQ.FT.



LEVEL 40

UNIT



List of unit numbers with this unit plan:

VIEWS

Blue waters, Ain Dubai, Palm Jumeirah, Harbour, JBR Beach, Marina, Sea, Marina Skyline, Skydive
4001

Disclaimer: 1. All dimensions are in metric, measured to wall finishes. 2. All materials, dimensions & drawings are approximate. 3. Information is subject to change without notice, at developer's absolute discretion. 4. Actual area may vary from the stated area. 5. Drawing are not to scale. 6. All images used are for illustrative purpose only and do not represent the actual size, features, specifications, fittings and furnishings. 7. The developer reserves the right to make revisions/ alterations, at its absolute discretion, without any liability whatsoever.

2 BEDROOM APARTMENT TYPE A (with powder room + balcony)

TOTAL SALEABLE AREA

SUITE = 1,321.05 SQ.FT.

BALCONY = 233.04 SQ.FT.

TOTAL = 1,554.09 SQ.FT.



UNIT



List of unit numbers with this unit plan:

VIEWS

Blue waters, Ain Dubai, Palm Jumeirah, Harbour, Sea, Skydive
4002

Disclaimer: 1. All dimensions are in metric, measured to wall finishes. 2. All materials, dimensions & drawings are approximate. 3. Information is subject to change without notice, at developer's absolute discretion. 4. Actual area may vary from the stated area. 5. Drawing are not to scale. 6. All images used are for illustrative purpose only and do not represent the actual size, features, specifications, fittings and furnishings. 7. The developer reserves the right to make revisions/ alterations, at its absolute discretion, without any liability whatsoever.

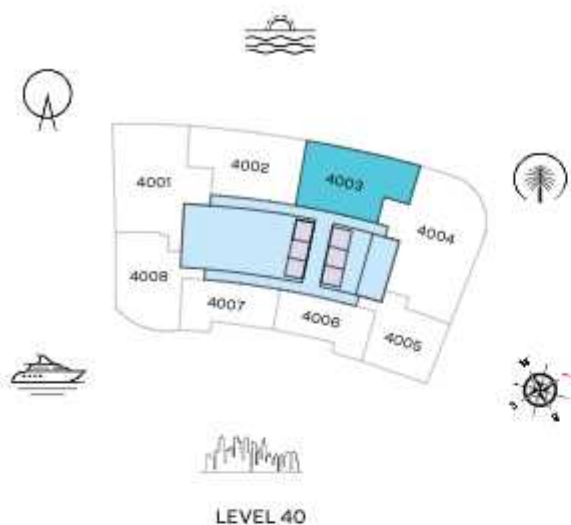
2 BEDROOM APARTMENT TYPE B (with powder room + balcony)

TOTAL SALEABLE AREA

SUITE = 1,303.72 SQ.FT.

BALCONY = 236.7 SQ.FT.

TOTAL = 1,540.42 SQ.FT.



UNIT



List of unit numbers with this unit plan:

VIEWS

Palm Jumeirah, Harbour, Sea, Skydive
4003

Disclaimer: 1. All dimensions are in metric, measured to wall finishes. 2. All materials, dimensions & drawings are approximate. 3. Information is subject to change without notice, at developer's absolute discretion. 4. Actual area may vary from the stated area. 5. Drawing are not to scale. 6. All images used are for illustrative purpose only and do not represent the actual size, features, specifications, fittings and furnishings. 7. The developer reserves the right to make revisions/ alterations, at its absolute discretion, without any liability whatsoever.

3 BEDROOM APARTMENT

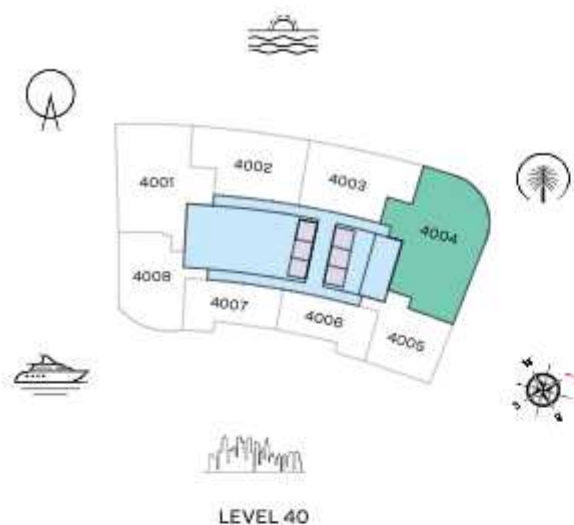
TYPE C (with maid room and powder room + balcony)

TOTAL SALEABLE AREA

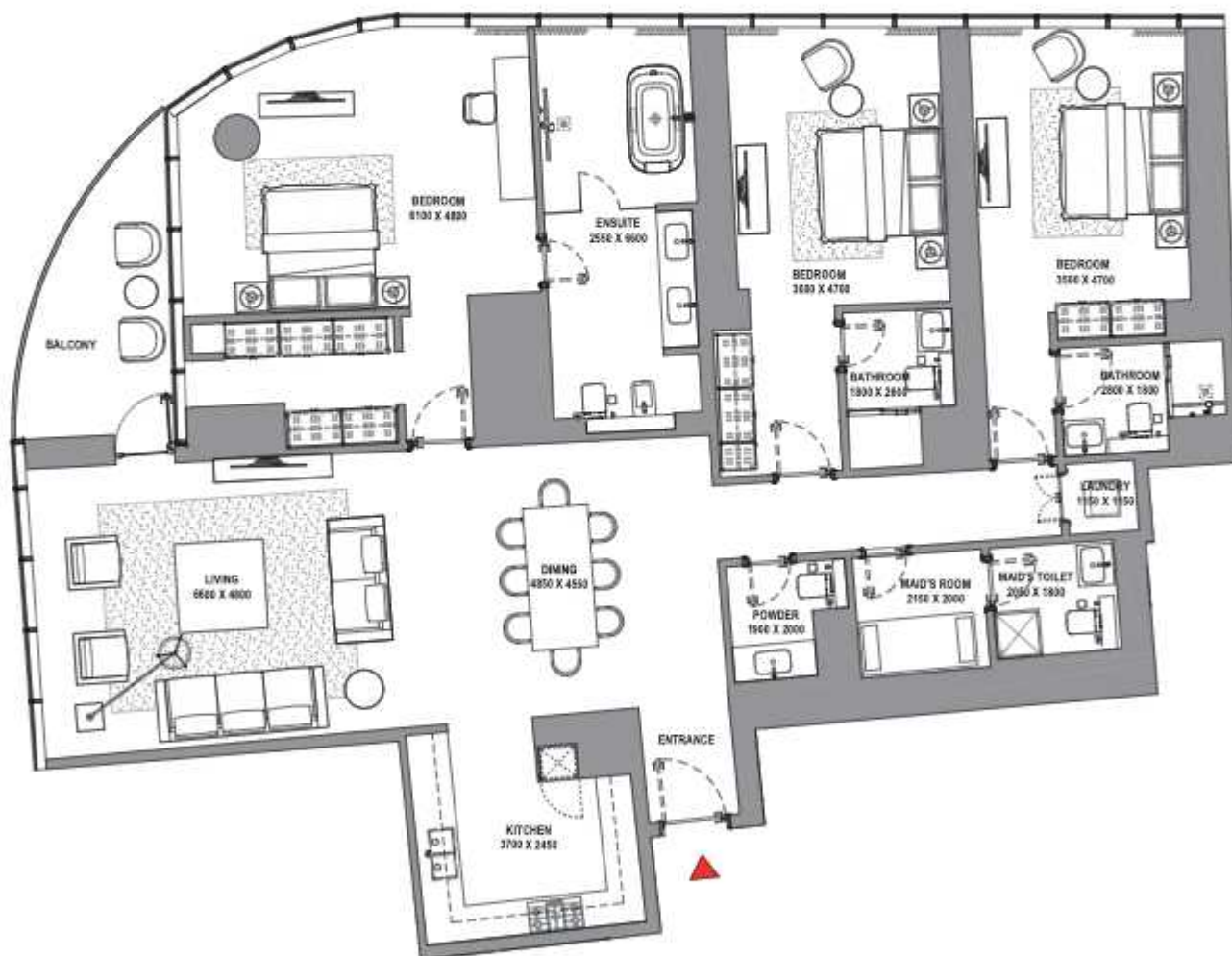
SUITE = 2,446.31 SQ.FT.

BALCONY = 119.16 SQ.FT.

TOTAL = 2,565.47 SQ.FT.



UNIT



List of unit numbers with this unit plan:

VIEWS

Palm Jumeirah, Harbour, Sea, Skydive
4004

Disclaimer: 1. All dimensions are in metric, measured to wall finishes. 2. All materials, dimensions & drawings are approximate. 3. Information is subject to change without notice, at developer's absolute discretion. 4. Actual area may vary from the stated area. 5. Drawing are not to scale. 6. All images used are for illustrative purpose only and do not represent the actual size, features, specifications, fittings and furnishings. 7. The developer reserves the right to make revisions/ alterations, at its absolute discretion, without any liability whatsoever.

1 BEDROOM APARTMENT

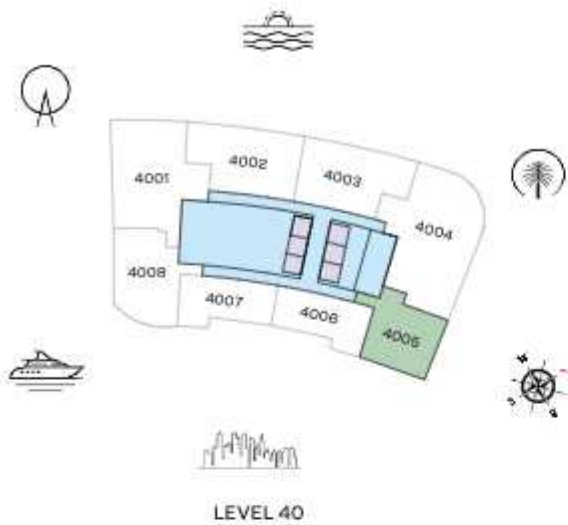
TYPE C (with powder room + balcony)

TOTAL SALEABLE AREA

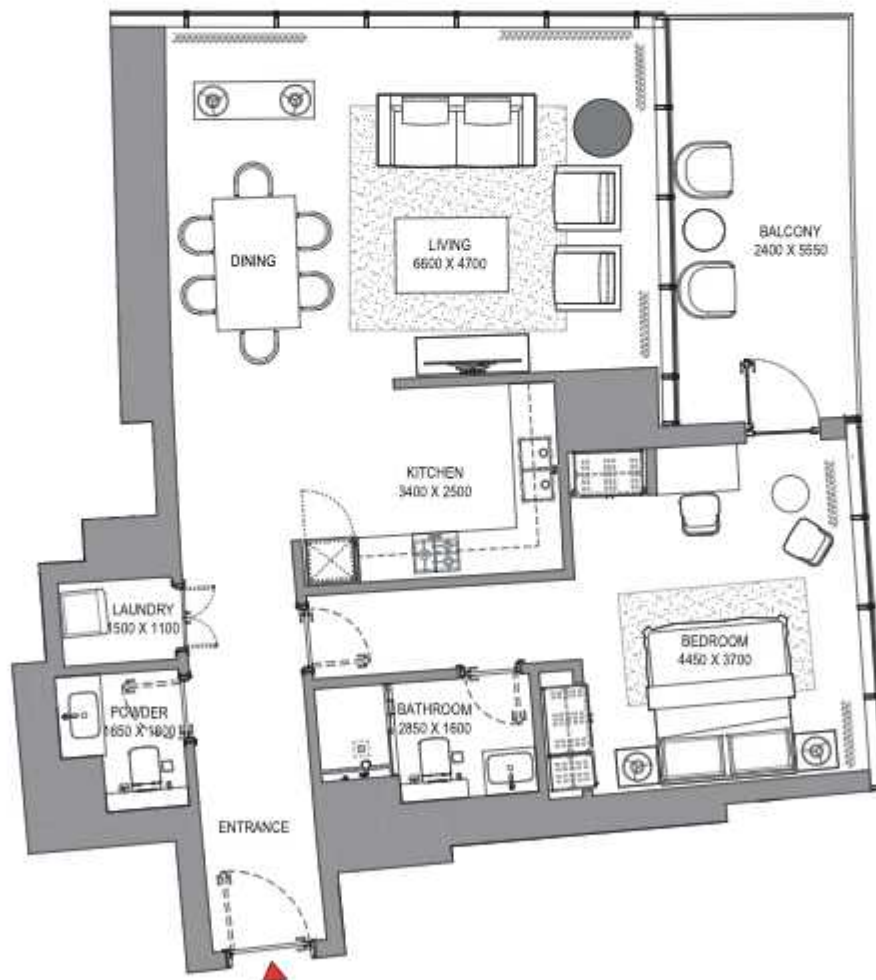
SUITE = 1,008.15 SQ.FT.

BALCONY = 147.90 SQ.FT.

TOTAL = 1,156.05 SQ.FT.



UNIT



List of unit numbers with this unit plan:

VIEWS

Marina, Marina Skyline

4005

Disclaimer: 1. All dimensions are in metric, measured to wall finishes. 2. All materials, dimensions & drawings are approximate. 3. Information is subject to change without notice, at developer's absolute discretion. 4. Actual area may vary from the stated area. 5. Drawing are not to scale. 6. All images used are for illustrative purpose only and do not represent the actual size, features, specifications, fittings and furnishings. 7. The developer reserves the right to make revisions/ alterations, at its absolute discretion, without any liability whatsoever.

1 BEDROOM APARTMENT

TYPE A (with powder room + balcony)

TOTAL SALEABLE AREA

SUITE = 815.15 SQ.FT.
BALCONY = 70.72 SQ.FT.
TOTAL = 885.87 SQ.FT.



UNIT



List of unit numbers with this unit plan:

VIEWS

Marina, Marina Skyline
4006

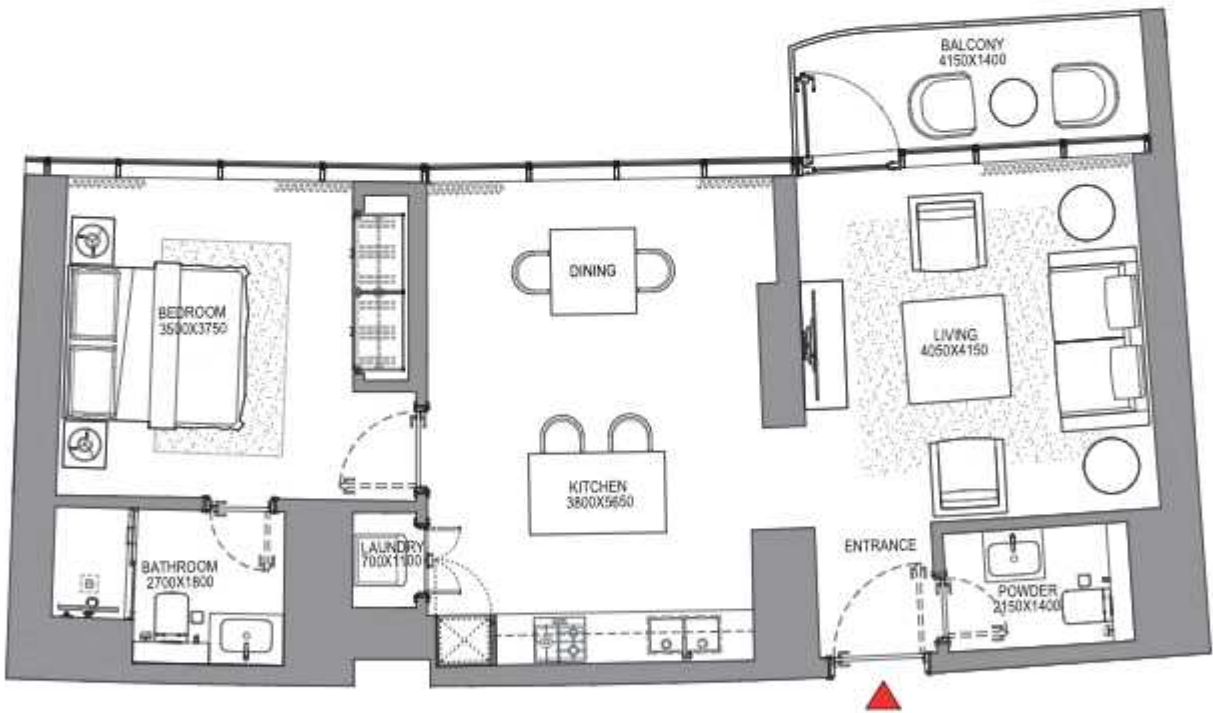
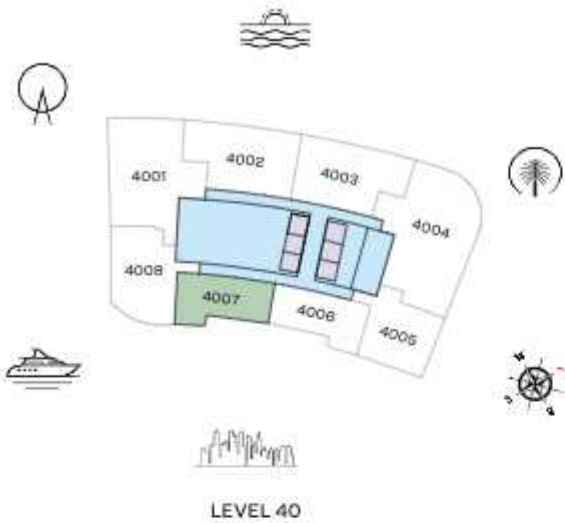
Disclaimer: 1. All dimensions are in metric, measured to wall finishes. 2. All materials, dimensions & drawings are approximate. 3. Information is subject to change without notice, at developer's absolute discretion. 4. Actual area may vary from the stated area. 5. Drawing are not to scale. 6. All images used are for illustrative purpose only and do not represent the actual size, features, specifications, fittings and furnishings. 7. The developer reserves the right to make revisions/ alterations, at its absolute discretion, without any liability whatsoever.

1 BEDROOM APARTMENT

TYPE B (with powder room + balcony)

TOTAL SALEABLE AREA

SUITE = 813.43 SQ.FT.
BALCONY = 68.46 SQ.FT.
TOTAL = 881.89 SQ.FT.



List of unit numbers with this unit plan:

VIEWS

Marina, Marina Skyline
4007

Disclaimer: 1. All dimensions are in metric, measured to wall finishes. 2. All materials, dimensions & drawings are approximate. 3. Information is subject to change without notice, at developer's absolute discretion. 4. Actual area may vary from the stated area. 5. Drawing are not to scale. 6. All images used are for illustrative purpose only and do not represent the actual size, features, specifications, fittings and furnishings. 7. The developer reserves the right to make revisions/ alterations, at its absolute discretion, without any liability whatsoever.

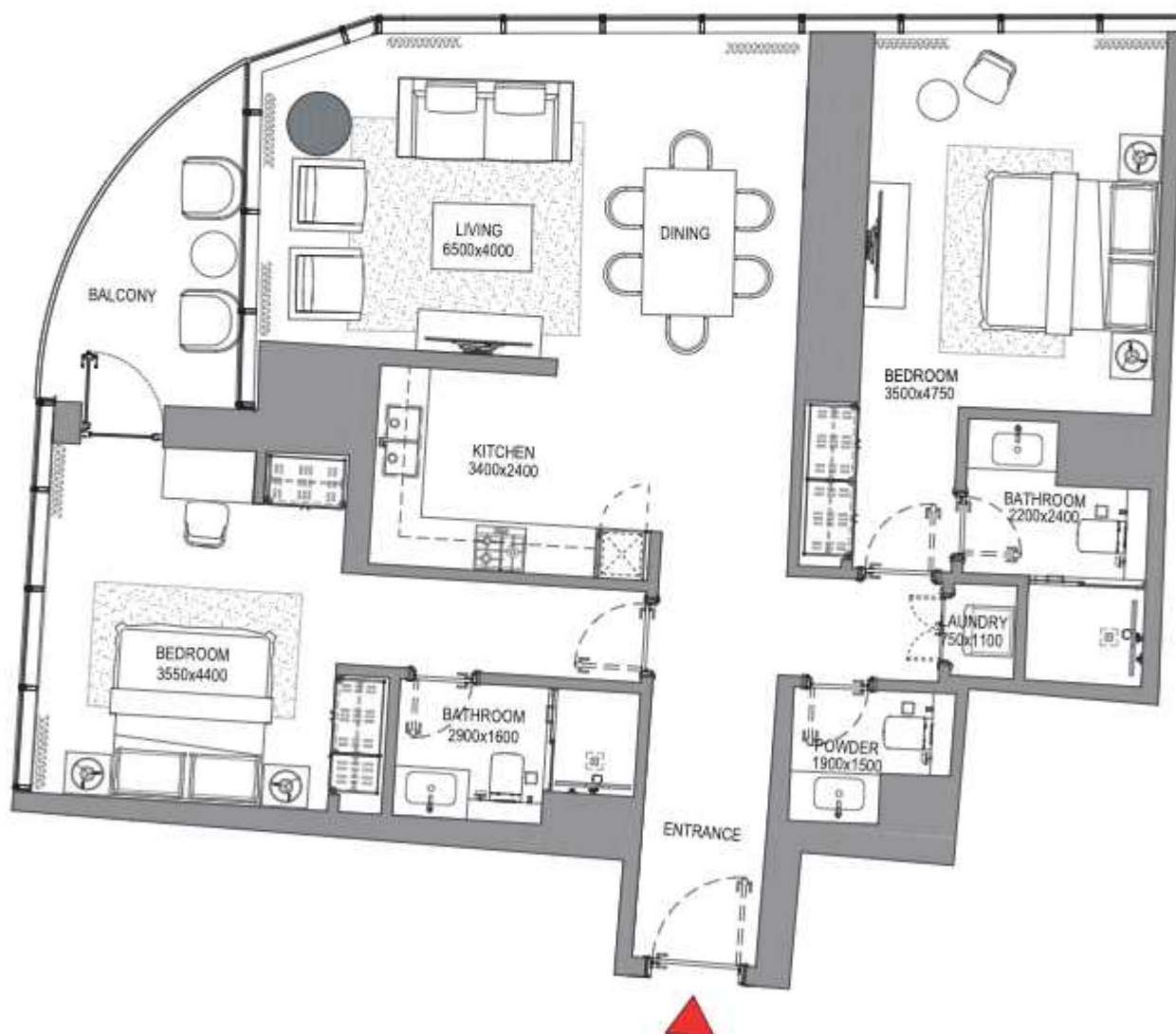
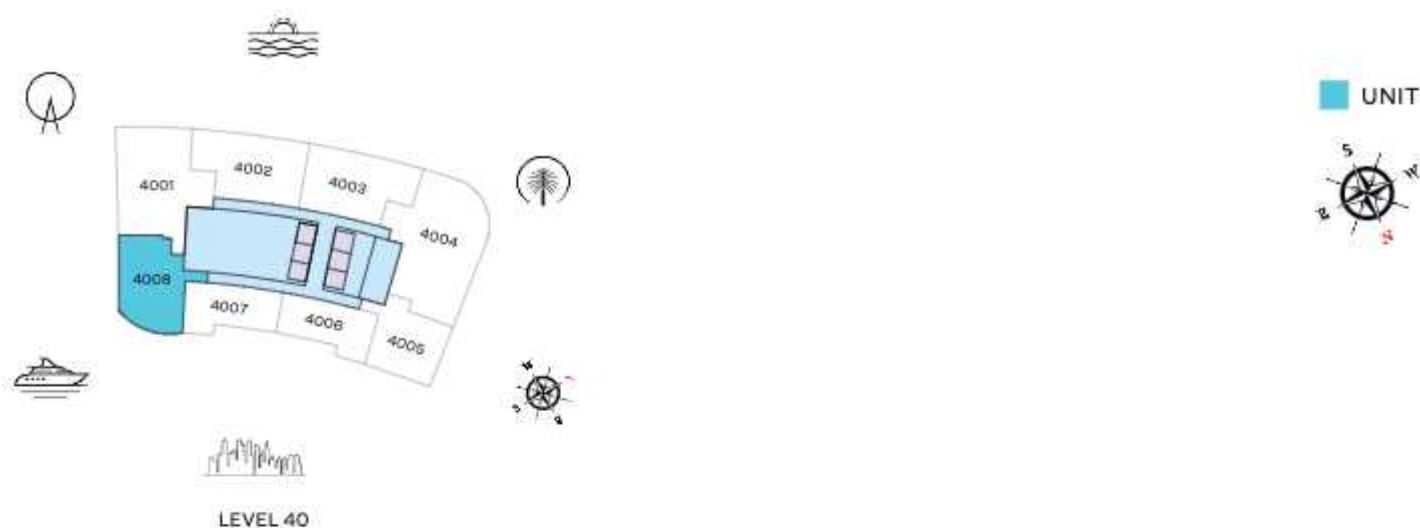
2 BEDROOM APARTMENT TYPE D (with powder room + balcony)

TOTAL SALEABLE AREA

SUITE = 1,275.52 SQ.FT.

BALCONY = 83.31 SQ.FT.

TOTAL = 1,358.83 SQ.FT.



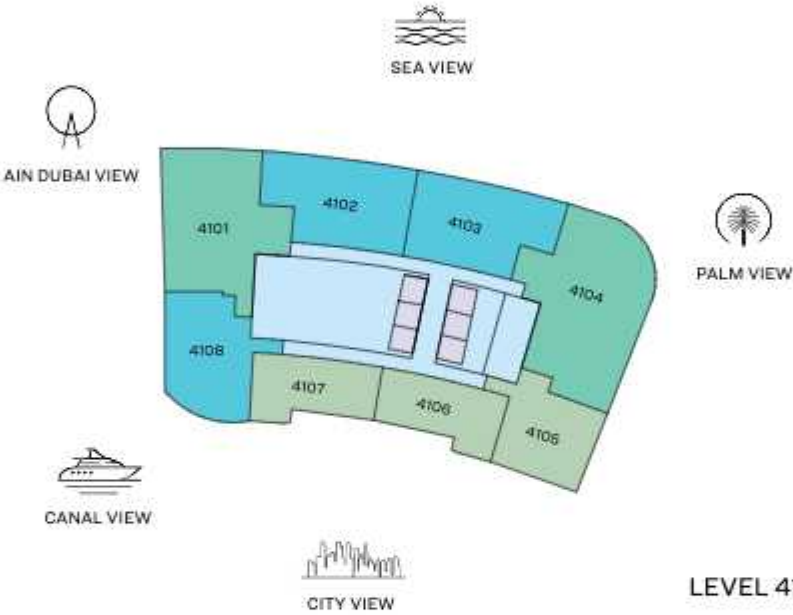
List of unit numbers with this unit plan:

VIEWS

Blue waters, Ain Dubai, JBR Beach, Marina, Sea
4008

Disclaimer: 1. All dimensions are in metric, measured to wall finishes. 2. All materials, dimensions & drawings are approximate. 3. Information is subject to change without notice, at developer's absolute discretion. 4. Actual area may vary from the stated area. 5. Drawing are not to scale. 6. All images used are for illustrative purpose only and do not represent the actual size, features, specifications, fittings and furnishings. 7. The developer reserves the right to make revisions/ alterations, at its absolute discretion, without any liability whatsoever.

FLOOR PLAN LAYOUT
TOWER A



- 1 BED UNIT
- 3 BED UNIT
- LIFTS
- 2 BED UNIT
- LOBBIES, CORRIDORS & STAIRS

Disclaimer: 1. All dimensions are in metric, measured to wall finishes. 2. All materials, dimensions & drawings are approximate. 3. Information is subject to change without notice, at developer's absolute discretion. 4. Actual area may vary from the stated area. 5. Drawing are not to scale. 6. All images used are for illustrative purpose only and do not represent the actual size, features, specifications, fittings and furnishings. 7. The developer reserves the right to make revisions/ alterations, at its absolute discretion, without any liability whatsoever.

3 BEDROOM APARTMENT

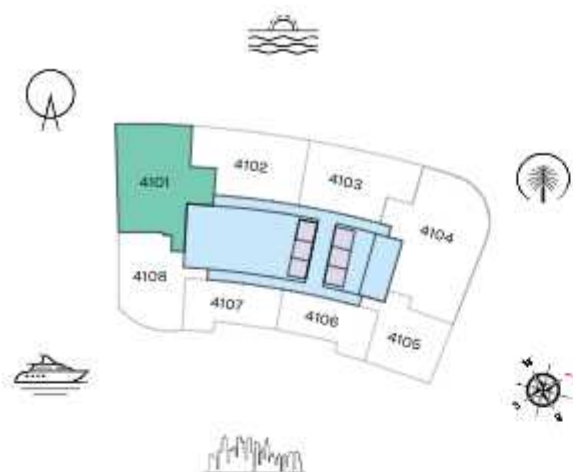
TYPE A (with maid room and powder room + balcony)

TOTAL SALEABLE AREA

SUITE = 1,996.71 SQ.FT.

BALCONY = 203.65 SQ.FT.

TOTAL = 2,200.36 SQ.FT.



LEVEL 41

UNIT



List of unit numbers with this unit plan:

VIEWS

Blue waters, Ain Dubai, Palm Jumeirah, Harbour, JBR Beach, Marina, Sea, Marina Skyline, Skydive

4101

Disclaimer: 1. All dimensions are in metric, measured to wall finishes. 2. All materials, dimensions & drawings are approximate. 3. Information is subject to change without notice, at developer's absolute discretion. 4. Actual area may vary from the stated area. 5. Drawing are not to scale. 6. All images used are for illustrative purpose only and do not represent the actual size, features, specifications, fittings and furnishings. 7. The developer reserves the right to make revisions/ alterations, at its absolute discretion, without any liability whatsoever.

3 BEDROOM APARTMENT

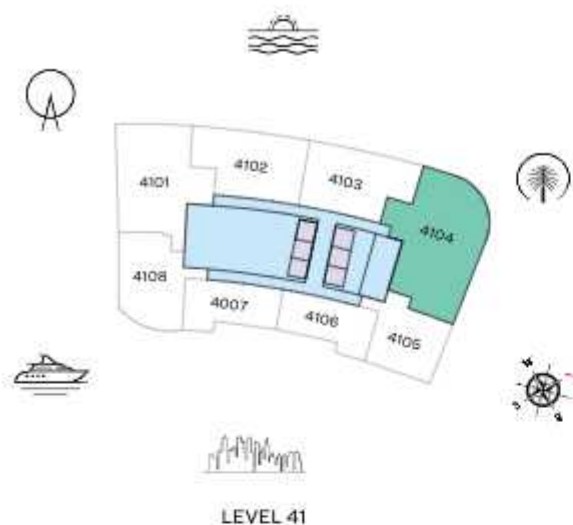
TYPE C (with maid room and powder room + balcony)

TOTAL SALEABLE AREA

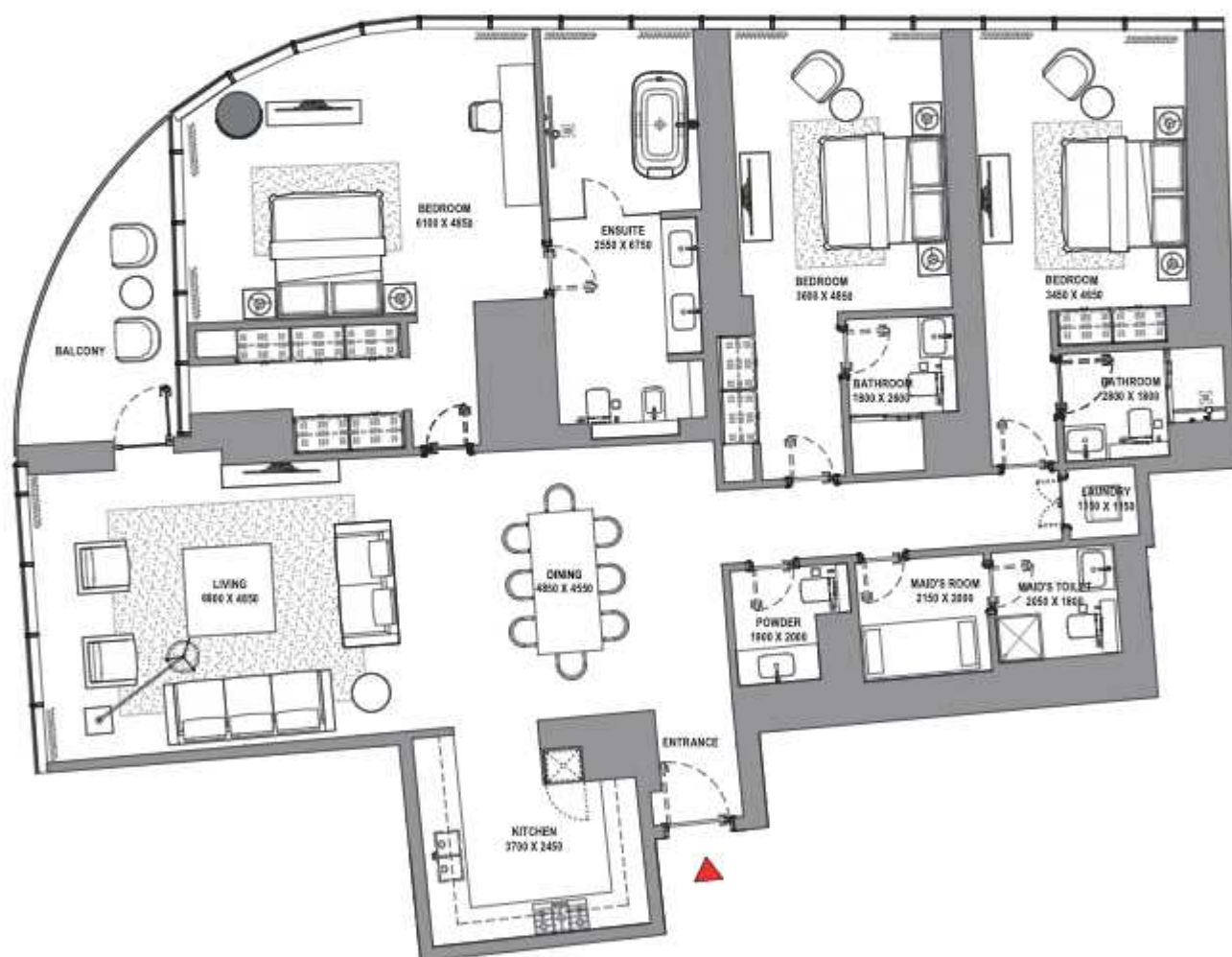
SUITE = 2,466.44 SQ.FT.

BALCONY = 120.88 SQ.FT.

TOTAL = 2,587.32 SQ.FT.



UNIT



List of unit numbers with this unit plan:

VIEWS

Palm Jumeirah, Harbour, Sea, Skydive
4104

Disclaimer: 1. All dimensions are in metric, measured to wall finishes. 2. All materials, dimensions & drawings are approximate. 3. Information is subject to change without notice, at developer's absolute discretion. 4. Actual area may vary from the stated area. 5. Drawing are not to scale. 6. All images used are for illustrative purpose only and do not represent the actual size, features, specifications, fittings and furnishings. 7. The developer reserves the right to make revisions/ alterations, at its absolute discretion, without any liability whatsoever.

2 BEDROOM APARTMENT

TYPE A (with powder room + balcony)

TOTAL SALEABLE AREA

SUITE = 1,333.54 SQ.FT.

BALCONY = 233.15 SQ.FT.

TOTAL = 1,566.69 SQ.FT.



UNIT



List of unit numbers with this unit plan:

VIEWS

Blue waters, Ain Dubai, Palm Jumeirah, Harbour, Sea, Skydive
4102

Disclaimer: 1. All dimensions are in metric, measured to wall finishes. 2. All materials, dimensions & drawings are approximate. 3. Information is subject to change without notice, at developer's absolute discretion. 4. Actual area may vary from the stated area. 5. Drawing are not to scale. 6. All images used are for illustrative purpose only and do not represent the actual size, features, specifications, fittings and furnishings. 7. The developer reserves the right to make revisions/ alterations, at its absolute discretion, without any liability whatsoever.

2 BEDROOM APARTMENT TYPE B (with powder room + balcony)

TOTAL SALEABLE AREA

SUITE = 1,316.21 SQ.FT.

BALCONY = 236.81 SQ.FT.

TOTAL = 1,553.02 SQ.FT.



UNIT



List of unit numbers with this unit plan:

VIEWS

Palm Jumeirah, Harbour, Sea, Skydive
4103

Disclaimer: 1. All dimensions are in metric, measured to wall finishes. 2. All materials, dimensions & drawings are approximate. 3. Information is subject to change without notice, at developer's absolute discretion. 4. Actual area may vary from the stated area. 5. Drawing are not to scale. 6. All images used are for illustrative purpose only and do not represent the actual size, features, specifications, fittings and furnishings. 7. The developer reserves the right to make revisions/ alterations, at its absolute discretion, without any liability whatsoever.

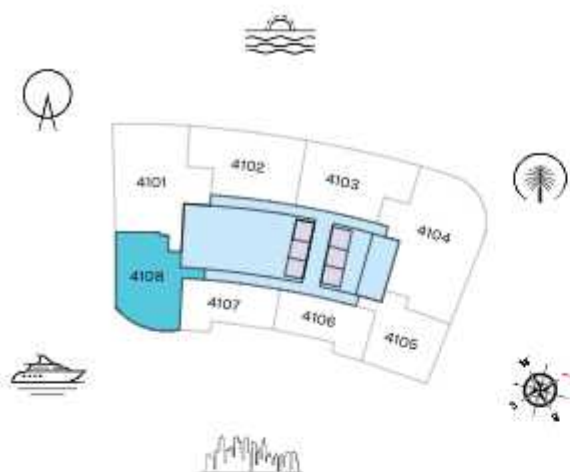
2 BEDROOM APARTMENT TYPE D (with powder room + balcony)

TOTAL SALEABLE AREA

SUITE = 1,284.03 SQ.FT.

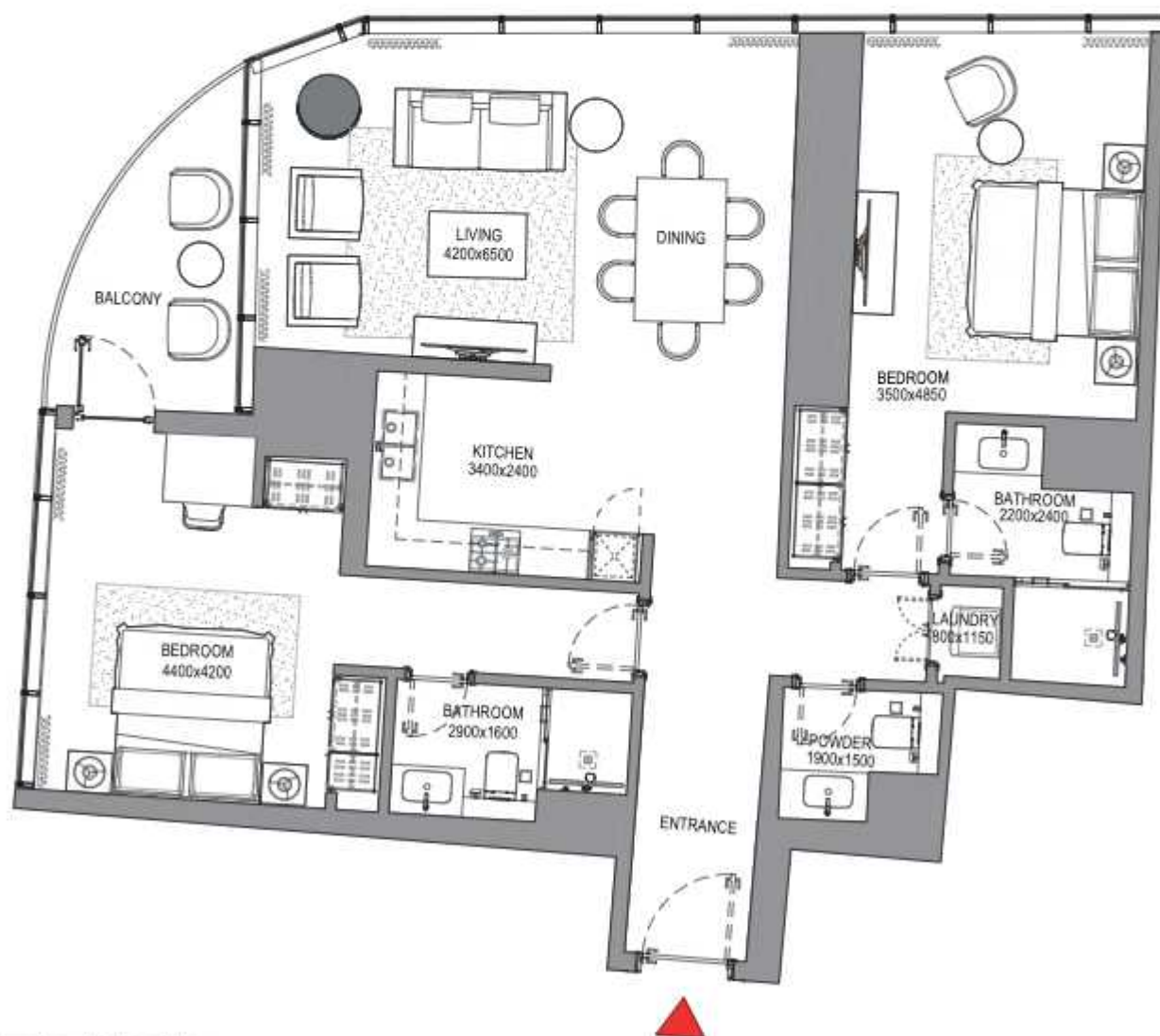
BALCONY = 82.02 SQ.FT.

TOTAL = 1,366.05 SQ.FT.



LEVEL 41

UNIT



List of unit numbers with this unit plan:

VIEWS

Blue waters, Ain Dubai, JBR Beach, Marina, Sea
4108

Disclaimer: 1. All dimensions are in metric, measured to wall finishes. 2. All materials, dimensions & drawings are approximate. 3. Information is subject to change without notice, at developer's absolute discretion. 4. Actual area may vary from the stated area. 5. Drawing are not to scale. 6. All images used are for illustrative purpose only and do not represent the actual size, features, specifications, fittings and furnishings. 7. The developer reserves the right to make revisions/ alterations, at its absolute discretion, without any liability whatsoever.

1 BEDROOM APARTMENT

TYPE A (with powder room + balcony)

TOTAL SALEABLE AREA

SUITE = 815.15 SQ.FT.
BALCONY = 70.72 SQ.FT.
TOTAL = 885.87 SQ.FT.



UNIT



List of unit numbers with this unit plan:

VIEWS

Marina, Marina Skyline
4108

Disclaimer: 1. All dimensions are in metric, measured to wall finishes. 2. All materials, dimensions & drawings are approximate. 3. Information is subject to change without notice, at developer's absolute discretion. 4. Actual area may vary from the stated area. 5. Drawing are not to scale. 6. All images used are for illustrative purpose only and do not represent the actual size, features, specifications, fittings and furnishings. 7. The developer reserves the right to make revisions/ alterations, at its absolute discretion, without any liability whatsoever.

1 BEDROOM APARTMENT

TYPE B (with powder room + balcony)

TOTAL SALEABLE AREA

SUITE = 813.43 SQ.FT.

BALCONY = 68.57 SQ.FT.

TOTAL = 882.00 SQ.FT.



UNIT



List of unit numbers with this unit plan:

VIEWS

Marina, Marina Skyline

4107

Disclaimer: 1. All dimensions are in metric, measured to wall finishes. 2. All materials, dimensions & drawings are approximate. 3. Information is subject to change without notice, at developer's absolute discretion. 4. Actual area may vary from the stated area. 5. Drawing are not to scale. 6. All images used are for illustrative purpose only and do not represent the actual size, features, specifications, fittings and furnishings. 7. The developer reserves the right to make revisions/ alterations, at its absolute discretion, without any liability whatsoever.

1 BEDROOM APARTMENT

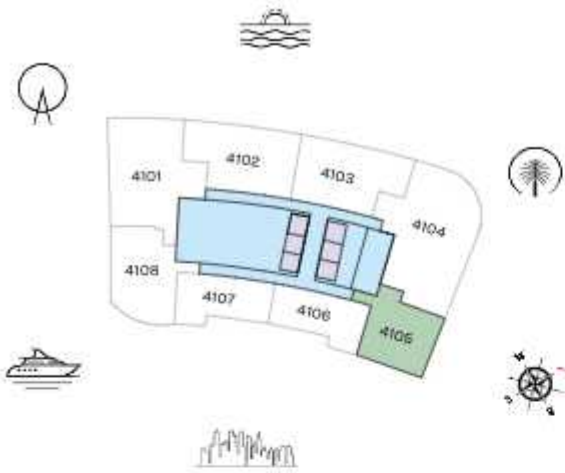
TYPE C (with powder room + balcony)

TOTAL SALEABLE AREA

SUITE = 1,012.24 SQ.FT.

BALCONY = 147.9 SQ.FT.

TOTAL = 1,160.14 SQ.FT.



LEVEL 41



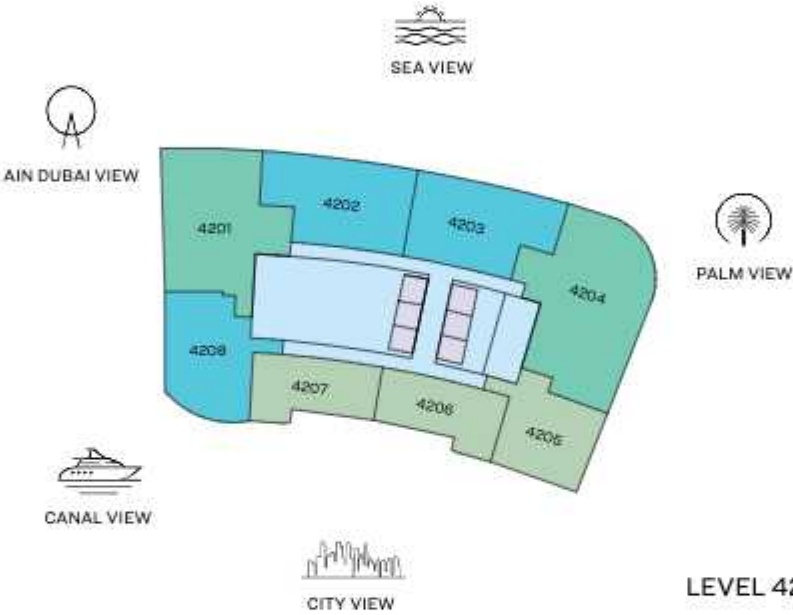
List of unit numbers with this unit plan:

VIEWS

Marina, Marina Skyline
4105

Disclaimer: 1. All dimensions are in metric, measured to wall finishes. 2. All materials, dimensions & drawings are approximate. 3. Information is subject to change without notice, at developer's absolute discretion. 4. Actual area may vary from the stated area. 5. Drawing are not to scale. 6. All images used are for illustrative purpose only and do not represent the actual size, features, specifications, fittings and furnishings. 7. The developer reserves the right to make revisions/ alterations, at its absolute discretion, without any liability whatsoever.

FLOOR PLAN LAYOUT
TOWER A



- 1 BED UNIT
- 2 BED UNIT
- 3 BED UNIT
- LIFTS
- LOBBIES, CORRIDORS & STAIRS

Disclaimer: 1. All dimensions are in metric, measured to wall finishes. 2. All materials, dimensions & drawings are approximate. 3. Information is subject to change without notice, at developer's absolute discretion. 4. Actual area may vary from the stated area. 5. Drawing are not to scale. 6. All images used are for illustrative purpose only and do not represent the actual size, features, specifications, fittings and furnishings. 7. The developer reserves the right to make revisions/ alterations, at its absolute discretion, without any liability whatsoever.

3 BEDROOM APARTMENT

TYPE A (with maid room and powder room + balcony)

TOTAL SALEABLE AREA

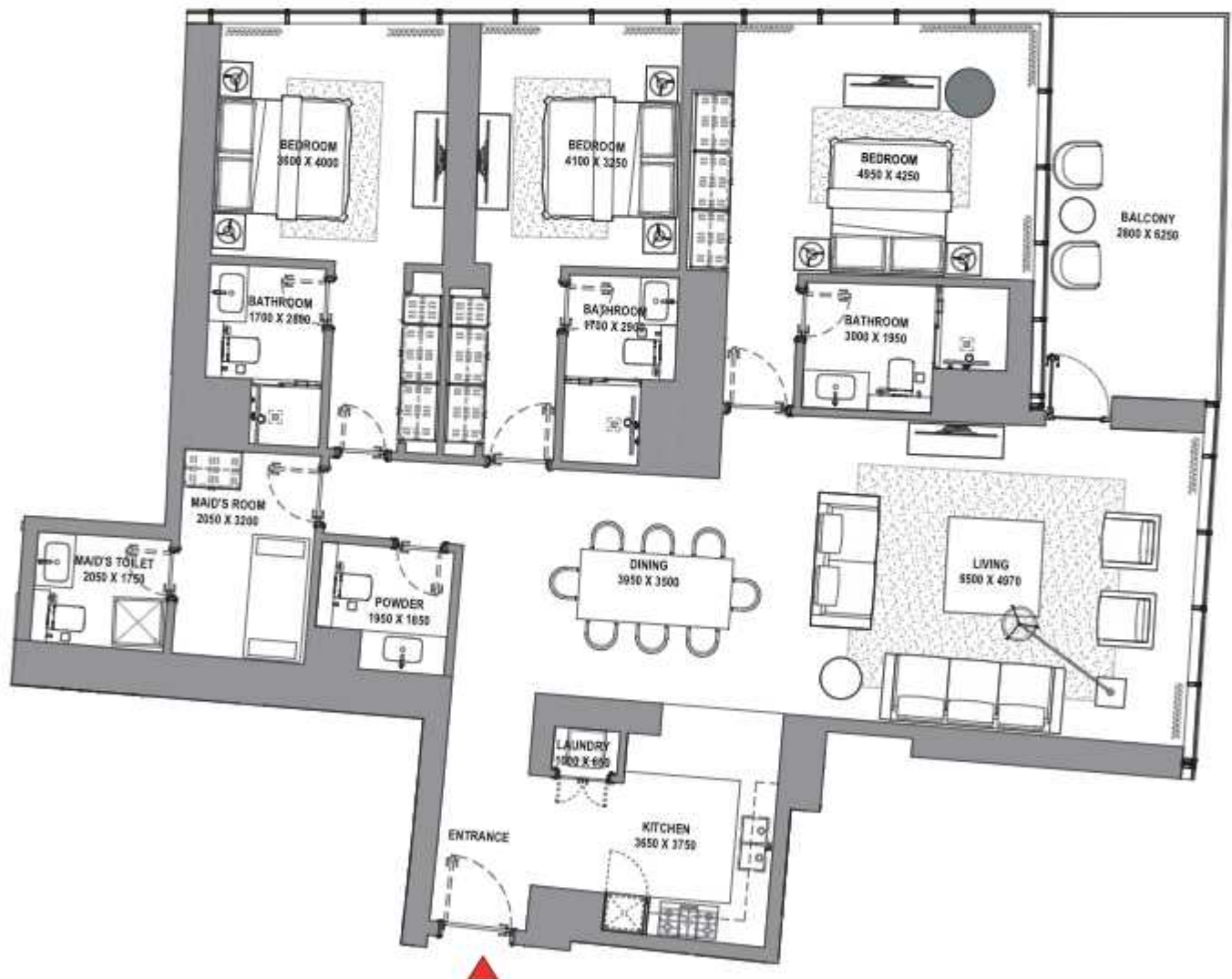
SUITE = 2,020.82 SQ.FT.

BALCONY = 203.76 SQ.FT.

TOTAL = 2,224.58 SQ.FT.



UNIT



List of unit numbers with this unit plan:

VIEWS

Blue waters, Ain Dubai, Palm Jumeirah, Harbour, JBR Beach, Marina, Sea, Marina Skyline, Skydive
4201

Disclaimer: 1. All dimensions are in metric, measured to wall finishes. 2. All materials, dimensions & drawings are approximate. 3. Information is subject to change without notice, at developer's absolute discretion. 4. Actual area may vary from the stated area. 5. Drawing are not to scale. 6. All images used are for illustrative purpose only and do not represent the actual size, features, specifications, fittings and furnishings. 7. The developer reserves the right to make revisions/ alterations, at its absolute discretion, without any liability whatsoever.

3 BEDROOM APARTMENT

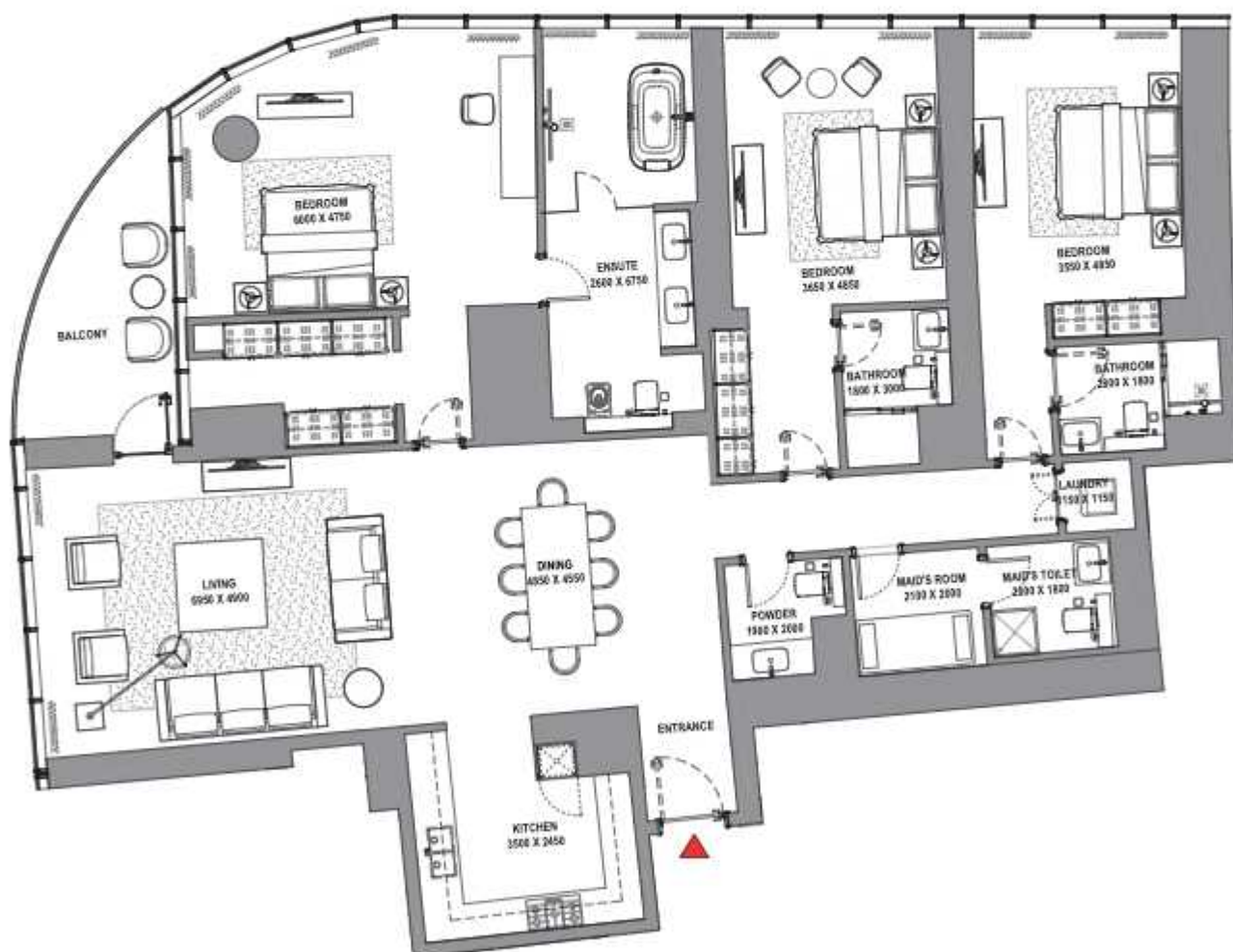

TYPE C (with maid room and powder room + balcony)

TOTAL SALEABLE AREA

SUITE = 2,484.53 SQ.FT.

BALCONY = 128.09 SQ.FT.

TOTAL = 2,612.62 SQ.FT.



List of unit numbers with this unit plan:

VIEWS

Palm Jumeirah, Harbour, Sea, Skydive
4204

Disclaimer: 1. All dimensions are in metric, measured to wall finishes. 2. All materials, dimensions & drawings are approximate. 3. Information is subject to change without notice, at developer's absolute discretion. 4. Actual area may vary from the stated area. 5. Drawing are not to scale. 6. All images used are for illustrative purpose only and do not represent the actual size, features, specifications, fittings and furnishings. 7. The developer reserves the right to make revisions/ alterations, at its absolute discretion, without any liability whatsoever.

2 BEDROOM APARTMENT

TYPE A (with powder room + balcony)

TOTAL SALEABLE AREA

SUITE = 1,351.41 SQ.FT.

BALCONY = 233.15 SQ.FT.

TOTAL = 1,584.56 SQ.FT.



UNIT



List of unit numbers with this unit plan:

VIEWS

Blue waters, Ain Dubai, Palm Jumeirah, Harbour, Sea, Skydive
4202

Disclaimer: 1. All dimensions are in metric, measured to wall finishes. 2. All materials, dimensions & drawings are approximate. 3. Information is subject to change without notice, at developer's absolute discretion. 4. Actual area may vary from the stated area. 5. Drawing are not to scale. 6. All images used are for illustrative purpose only and do not represent the actual size, features, specifications, fittings and furnishings. 7. The developer reserves the right to make revisions/ alterations, at its absolute discretion, without any liability whatsoever.

2 BEDROOM APARTMENT

TYPE B (with powder room + balcony)

TOTAL SALEABLE AREA

SUITE = 1,333.86 SQ.FT.

BALCONY = 237.02 SQ.FT.

TOTAL = 1,570.88 SQ.FT.



UNIT



List of unit numbers with this unit plan:

VIEWS

Palm Jumeirah, Harbour, Sea, Skydive
4203

Disclaimer: 1. All dimensions are in metric, measured to wall finishes. 2. All materials, dimensions & drawings are approximate. 3. Information is subject to change without notice, at developer's absolute discretion. 4. Actual area may vary from the stated area. 5. Drawing are not to scale. 6. All images used are for illustrative purpose only and do not represent the actual size, features, specifications, fittings and furnishings. 7. The developer reserves the right to make revisions/ alterations, at its absolute discretion, without any liability whatsoever.

2 BEDROOM APARTMENT TYPE D (with powder room + balcony)

TOTAL SALEABLE AREA

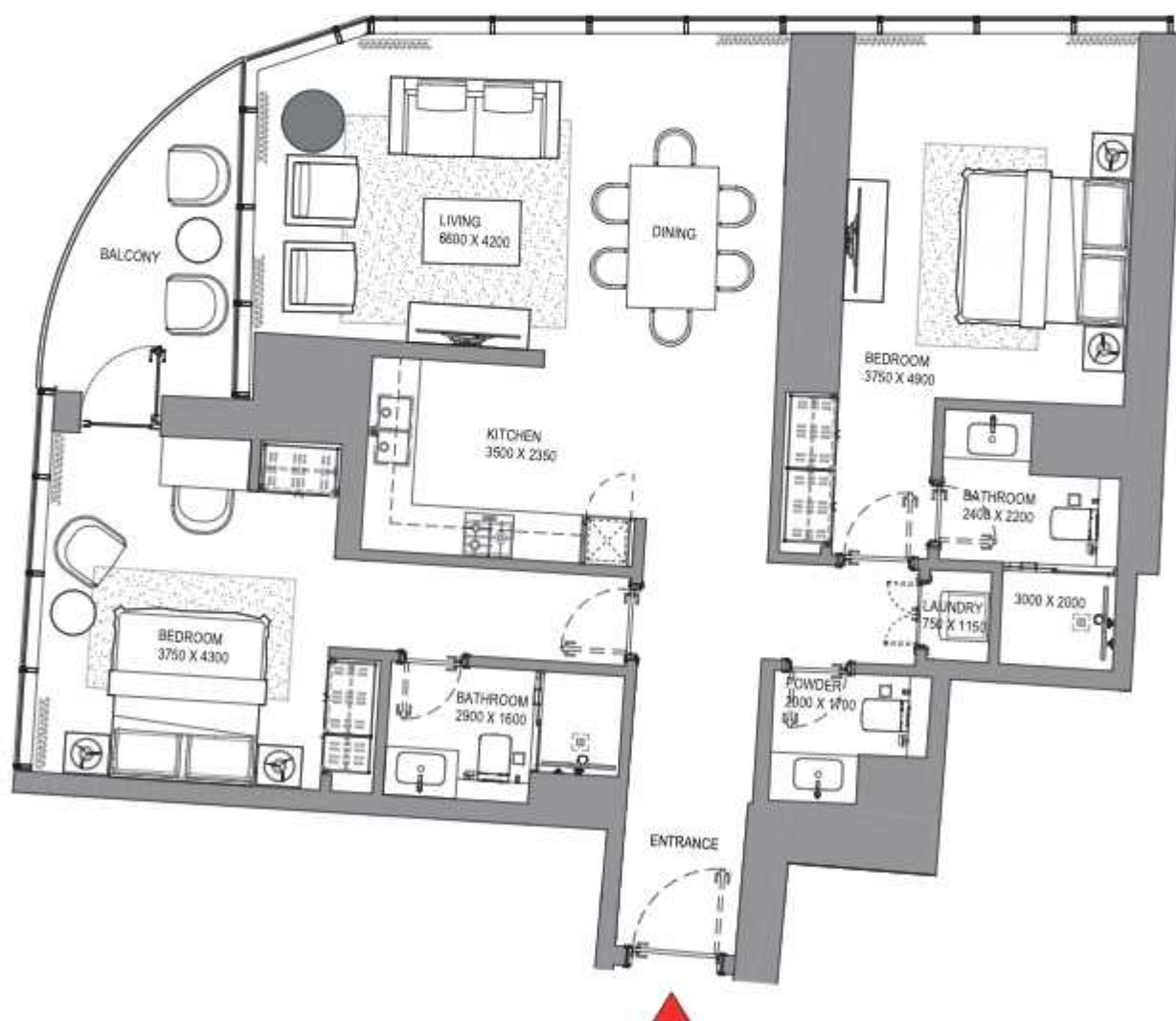
SUITE = 1,297.37 SQ.FT.

BALCONY = 84.07 SQ.FT.

TOTAL = 1,381.44 SQ.FT.



UNIT



List of unit numbers with this unit plan:

VIEWS

Blue waters, Ain Dubai, JBR Beach, Marina, Sea
4208

Disclaimer: 1. All dimensions are in metric, measured to wall finishes. 2. All materials, dimensions & drawings are approximate. 3. Information is subject to change without notice, at developer's absolute discretion. 4. Actual area may vary from the stated area. 5. Drawing are not to scale. 6. All images used are for illustrative purpose only and do not represent the actual size, features, specifications, fittings and furnishings. 7. The developer reserves the right to make revisions/ alterations, at its absolute discretion, without any liability whatsoever.

1 BEDROOM APARTMENT

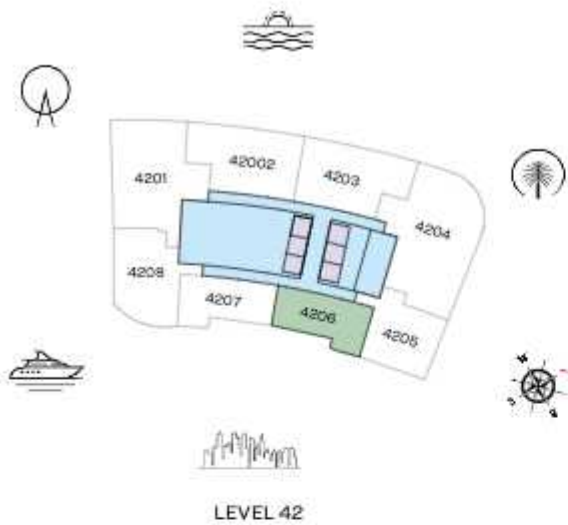
TYPE A (with powder room + balcony)

TOTAL SALEABLE AREA

SUITE = 822.26 SQ.FT.

BALCONY = 70.93 SQ.FT.

TOTAL = 893.19 SQ.FT.



UNIT



List of unit numbers with this unit plan:

VIEWS

Marina, Marina Skyline

4206

Disclaimer: 1. All dimensions are in metric, measured to wall finishes. 2. All materials, dimensions & drawings are approximate. 3. Information is subject to change without notice, at developer's absolute discretion. 4. Actual area may vary from the stated area. 5. Drawing are not to scale. 6. All images used are for illustrative purpose only and do not represent the actual size, features, specifications, fittings and furnishings. 7. The developer reserves the right to make revisions/ alterations, at its absolute discretion, without any liability whatsoever.

1 BEDROOM APARTMENT

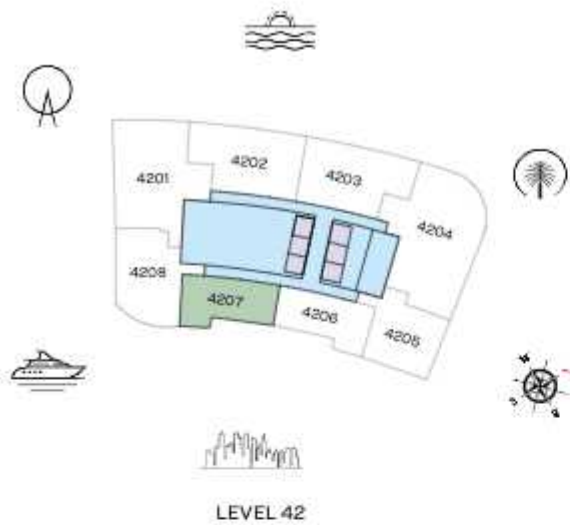
TYPE B (with powder room + balcony)

TOTAL SALEABLE AREA

SUITE = 820.53 SQ.FT.

BALCONY = 68.46 SQ.FT.

TOTAL = 888.99 SQ.FT.



UNIT



List of unit numbers with this unit plan:

VIEWS

Marina, Marina Skyline

4207

Disclaimer: 1. All dimensions are in metric, measured to wall finishes. 2. All materials, dimensions & drawings are approximate. 3. Information is subject to change without notice, at developer's absolute discretion. 4. Actual area may vary from the stated area. 5. Drawing are not to scale. 6. All images used are for illustrative purpose only and do not represent the actual size, features, specifications, fittings and furnishings. 7. The developer reserves the right to make revisions/ alterations, at its absolute discretion, without any liability whatsoever.

1 BEDROOM APARTMENT

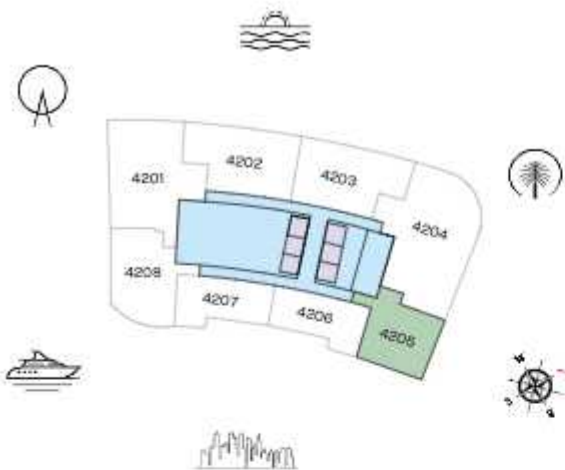
TYPE C (with powder room + balcony)

TOTAL SALEABLE AREA

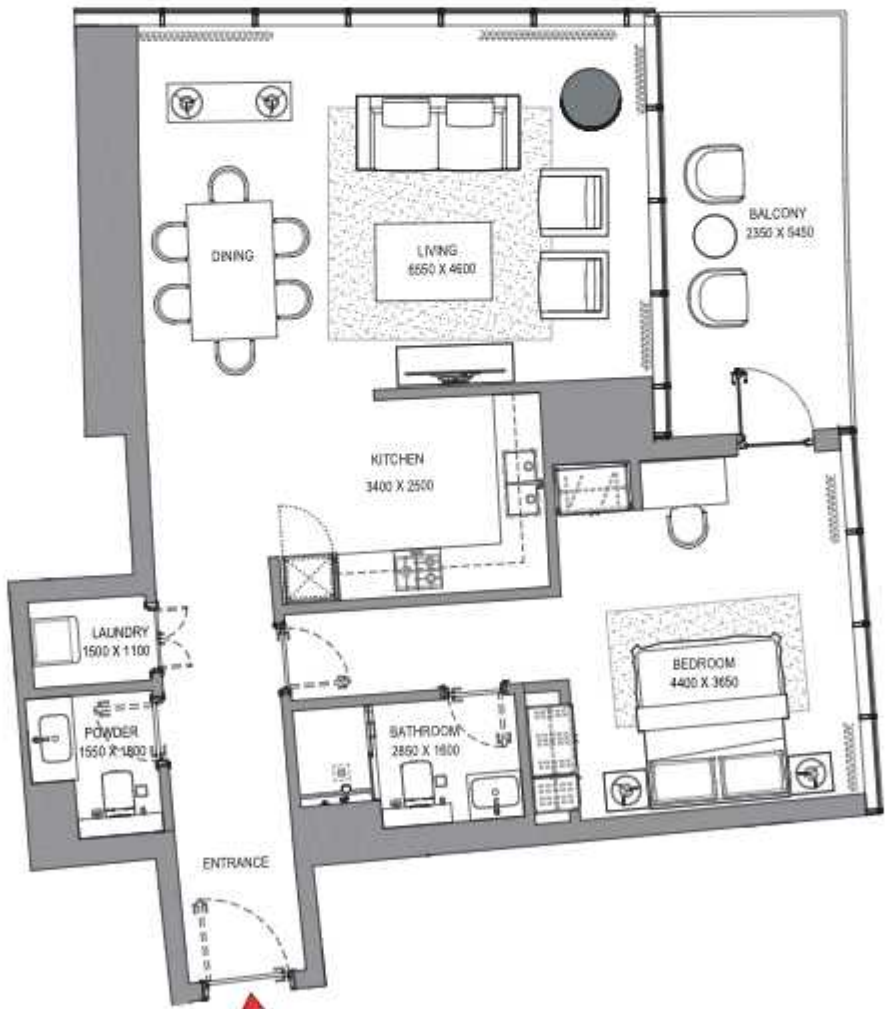
SUITE = 1,023.76 SQ.FT.

BALCONY = 142.51 SQ.FT.

TOTAL = 1,166.27 SQ.FT.



LEVEL 42



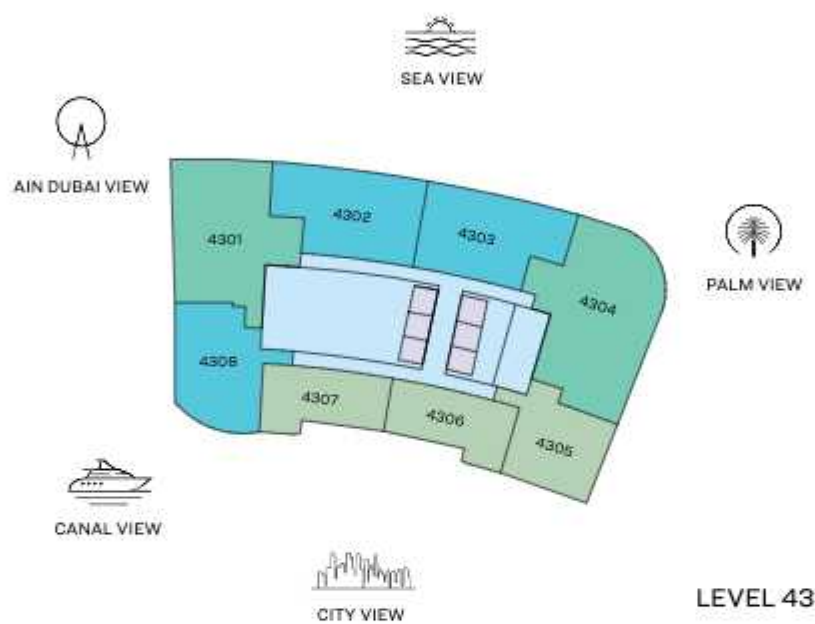
List of unit numbers with this unit plan:

VIEWS

Marina, Marina Skyline
4205

Disclaimer: 1. All dimensions are in metric, measured to wall finishes. 2. All materials, dimensions & drawings are approximate. 3. Information is subject to change without notice, at developer's absolute discretion. 4. Actual area may vary from the stated area. 5. Drawing are not to scale. 6. All images used are for illustrative purpose only and do not represent the actual size, features, specifications, fittings and furnishings. 7. The developer reserves the right to make revisions/ alterations, at its absolute discretion, without any liability whatsoever.

FLOOR PLAN LAYOUT
TOWER A



LEVEL 43

- 1 BED UNIT
- 2 BED UNIT
- 3 BED UNIT
- LOBBIES, CORRIDORS & STAIRS
- LIFTS

Disclaimer: 1. All dimensions are in metric, measured to wall finishes. 2. All materials, dimensions & drawings are approximate. 3. Information is subject to change without notice, at developer's absolute discretion. 4. Actual area may vary from the stated area. 5. Drawing are not to scale. 6. All images used are for illustrative purpose only and do not represent the actual size, features, specifications, fittings and furnishings. 7. The developer reserves the right to make revisions/ alterations, at its absolute discretion, without any liability whatsoever.

3 BEDROOM APARTMENT

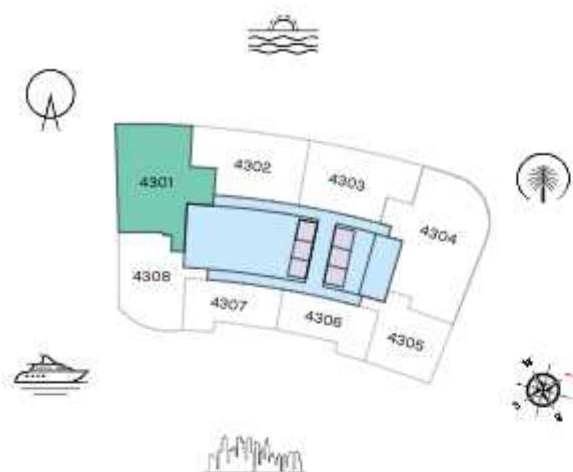
TYPE A (with maid room and powder room + balcony)

TOTAL SALEABLE AREA

SUITE = 2,042.13 SQ.FT.

BALCONY = 208.60 SQ.FT.

TOTAL = 2,250.73 SQ.FT.



LEVEL 43

UNIT



List of unit numbers with this unit plan:

VIEWS

Blue waters, Ain Dubai, Palm Jumeirah, Harbour, JBR Beach, Marina, Sea, Marina Skyline, Skydive
4301

Disclaimer: 1. All dimensions are in metric, measured to wall finishes. 2. All materials, dimensions & drawings are approximate. 3. Information is subject to change without notice, at developer's absolute discretion. 4. Actual area may vary from the stated area. 5. Drawing are not to scale. 6. All images used are for illustrative purpose only and do not represent the actual size, features, specifications, fittings and furnishings. 7. The developer reserves the right to make revisions/ alterations, at its absolute discretion, without any liability whatsoever.

3 BEDROOM APARTMENT


TYPE C (with maid room and powder room + balcony)

TOTAL SALEABLE AREA

SUITE = 2,501.75 SQ.FT.

BALCONY = 127.98 SQ.FT.

TOTAL = 2,629.73 SQ.FT.



List of unit numbers with this unit plan:

VIEWS

Palm Jumeirah, Harbour, Sea, Skydive
4304

Disclaimer: 1. All dimensions are in metric, measured to wall finishes. 2. All materials, dimensions & drawings are approximate. 3. Information is subject to change without notice, at developer's absolute discretion. 4. Actual area may vary from the stated area. 5. Drawing are not to scale. 6. All images used are for illustrative purpose only and do not represent the actual size, features, specifications, fittings and furnishings. 7. The developer reserves the right to make revisions/ alterations, at its absolute discretion, without any liability whatsoever.

2 BEDROOM APARTMENT

TYPE A (with powder room + balcony)

TOTAL SALEABLE AREA

SUITE = 1,365.62 SQ.FT.

BALCONY = 235.62 SQ.FT.

TOTAL = 1,601.24 SQ.FT.



UNIT



List of unit numbers with this unit plan:

VIEWS

Blue waters, Ain Dubai, Palm Jumeirah, Harbour, Sea, Skydive
4302

Disclaimer: 1. All dimensions are in metric, measured to wall finishes. 2. All materials, dimensions & drawings are approximate. 3. Information is subject to change without notice, at developer's absolute discretion. 4. Actual area may vary from the stated area. 5. Drawing are not to scale. 6. All images used are for illustrative purpose only and do not represent the actual size, features, specifications, fittings and furnishings. 7. The developer reserves the right to make revisions/ alterations, at its absolute discretion, without any liability whatsoever.

2 BEDROOM APARTMENT TYPE B (with powder room + balcony)

TOTAL SALEABLE AREA

SUITE = 1,348.07 SQ.FT.

BALCONY = 239.39 SQ.FT.

TOTAL = 1,587.46 SQ.FT.



UNIT



List of unit numbers with this unit plan:

VIEWS

Palm Jumeirah, Harbour, Sea, Skydive
4303

Disclaimer: 1. All dimensions are in metric, measured to wall finishes. 2. All materials, dimensions & drawings are approximate. 3. Information is subject to change without notice, at developer's absolute discretion. 4. Actual area may vary from the stated area. 5. Drawing are not to scale. 6. All images used are for illustrative purpose only and do not represent the actual size, features, specifications, fittings and furnishings. 7. The developer reserves the right to make revisions/ alterations, at its absolute discretion, without any liability whatsoever.

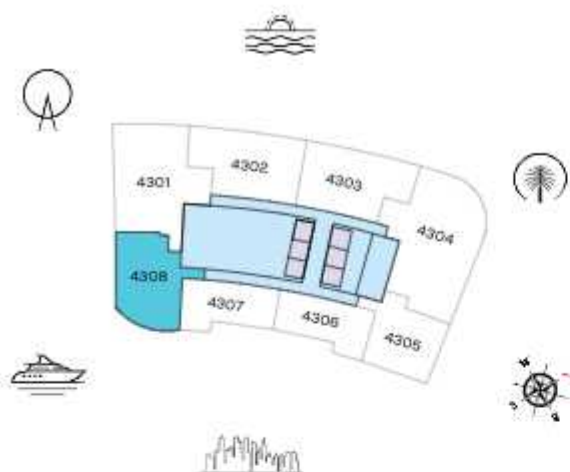
2 BEDROOM APARTMENT TYPE D (with powder room + balcony)

TOTAL SALEABLE AREA

SUITE = 1,307.60 SQ.FT.

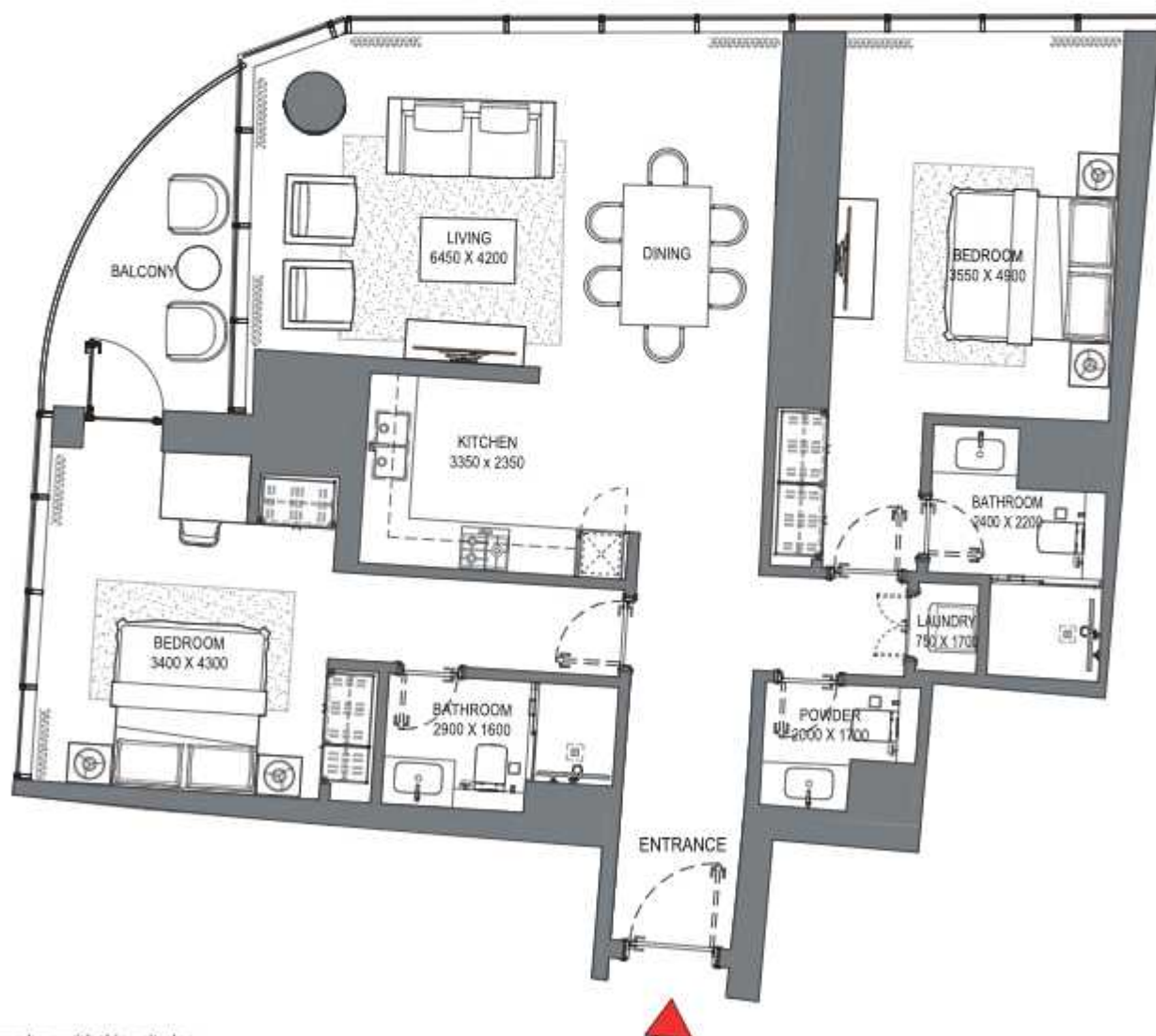
BALCONY = 83.74 SQ.FT.

TOTAL = 1,391.34 SQ.FT.



LEVEL 43

UNIT



List of unit numbers with this unit plan:

VIEWS

Blue waters, Ain Dubai, JBR Beach, Marina, Sea
4308

Disclaimer: 1. All dimensions are in metric, measured to wall finishes. 2. All materials, dimensions & drawings are approximate. 3. Information is subject to change without notice, at developer's absolute discretion. 4. Actual area may vary from the stated area. 5. Drawing are not to scale. 6. All images used are for illustrative purpose only and do not represent the actual size, features, specifications, fittings and furnishings. 7. The developer reserves the right to make revisions/ alterations, at its absolute discretion, without any liability whatsoever.

1 BEDROOM APARTMENT

TYPE A (with powder room + balcony)

TOTAL SALEABLE AREA

SUITE = 822.26 SQ.FT.

BALCONY = 70.93 SQ.FT.

TOTAL = 893.19 SQ.FT.



UNIT



List of unit numbers with this unit plan:

VIEWS

Marina, Marina Skyline
4306

Disclaimer: 1. All dimensions are in metric, measured to wall finishes. 2. All materials, dimensions & drawings are approximate. 3. Information is subject to change without notice, at developer's absolute discretion. 4. Actual area may vary from the stated area. 5. Drawing are not to scale. 6. All images used are for illustrative purpose only and do not represent the actual size, features, specifications, fittings and furnishings. 7. The developer reserves the right to make revisions/ alterations, at its absolute discretion, without any liability whatsoever.

1 BEDROOM APARTMENT

TYPE B (with powder room + balcony)

TOTAL SALEABLE AREA

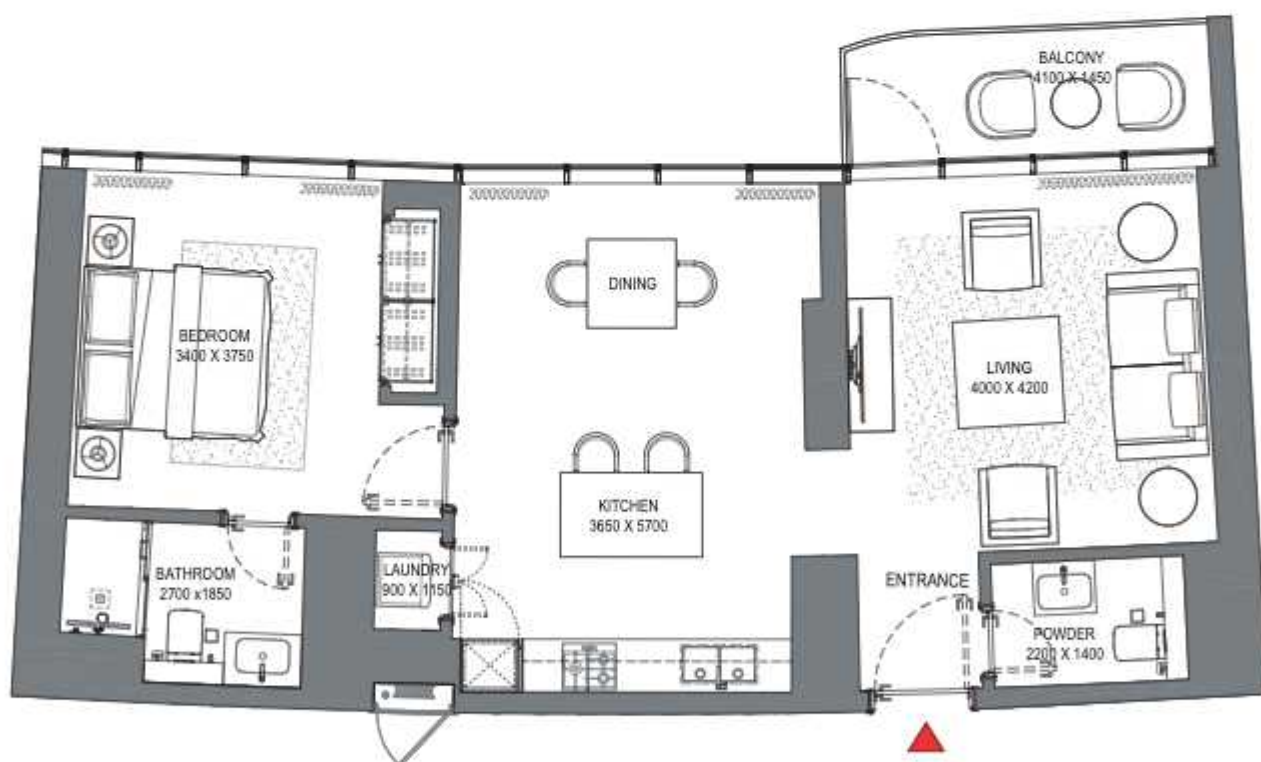
SUITE = 820.53 SQ.FT.

BALCONY = 68.46 SQ.FT.

TOTAL = 888.99 SQ.FT.



UNIT



List of unit numbers with this unit plan:

VIEWS

Marina, Marina Skyline

4307

Disclaimer: 1. All dimensions are in metric, measured to wall finishes. 2. All materials, dimensions & drawings are approximate. 3. Information is subject to change without notice, at developer's absolute discretion. 4. Actual area may vary from the stated area. 5. Drawing are not to scale. 6. All images used are for illustrative purpose only and do not represent the actual size, features, specifications, fittings and furnishings. 7. The developer reserves the right to make revisions/ alterations, at its absolute discretion, without any liability whatsoever.

1 BEDROOM APARTMENT

TYPE C (with powder room + balcony)

TOTAL SALEABLE AREA

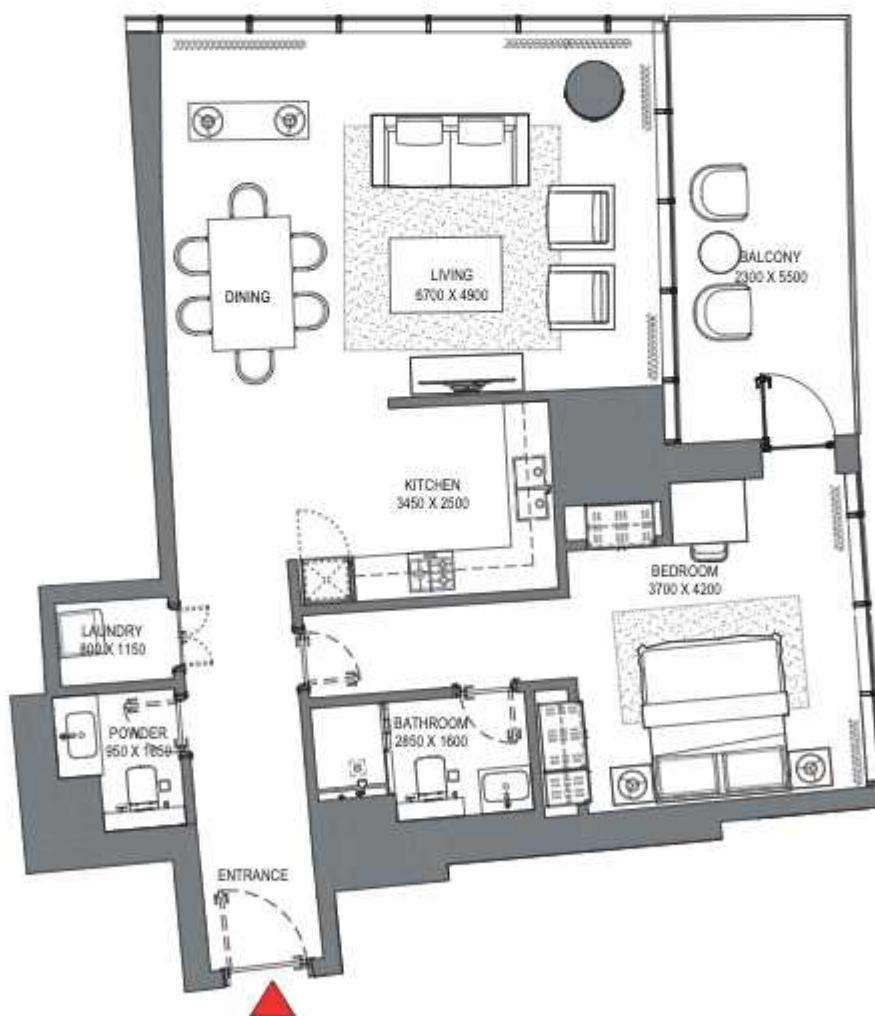
SUITE = 1,030.86 SQ.FT.

BALCONY = 150.05 SQ.FT.

TOTAL = 1,180.91 SQ.FT.



UNIT



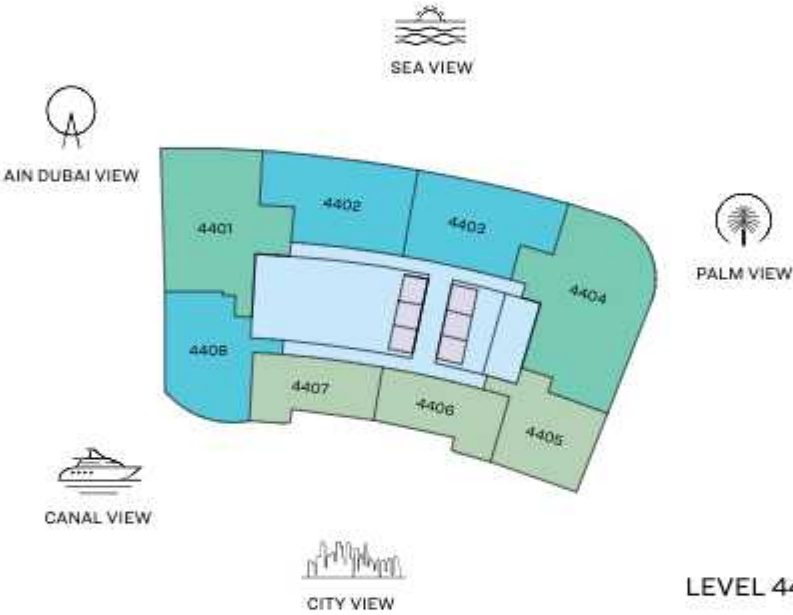
List of unit numbers with this unit plan:

VIEWS

Marina, Marina Skyline
4305

Disclaimer: 1. All dimensions are in metric, measured to wall finishes. 2. All materials, dimensions & drawings are approximate. 3. Information is subject to change without notice, at developer's absolute discretion. 4. Actual area may vary from the stated area. 5. Drawing are not to scale. 6. All images used are for illustrative purpose only and do not represent the actual size, features, specifications, fittings and furnishings. 7. The developer reserves the right to make revisions/ alterations, at its absolute discretion, without any liability whatsoever.

FLOOR PLAN LAYOUT
TOWER A



- 1 BED UNIT
- 2 BED UNIT
- 3 BED UNIT
- LIFTS
- LOBBIES, CORRIDORS & STAIRS

Disclaimer: 1. All dimensions are in metric, measured to wall finishes. 2. All materials, dimensions & drawings are approximate. 3. Information is subject to change without notice, at developer's absolute discretion. 4. Actual area may vary from the stated area. 5. Drawing are not to scale. 6. All images used are for illustrative purpose only and do not represent the actual size, features, specifications, fittings and furnishings. 7. The developer reserves the right to make revisions/ alterations, at its absolute discretion, without any liability whatsoever.

3 BEDROOM APARTMENT

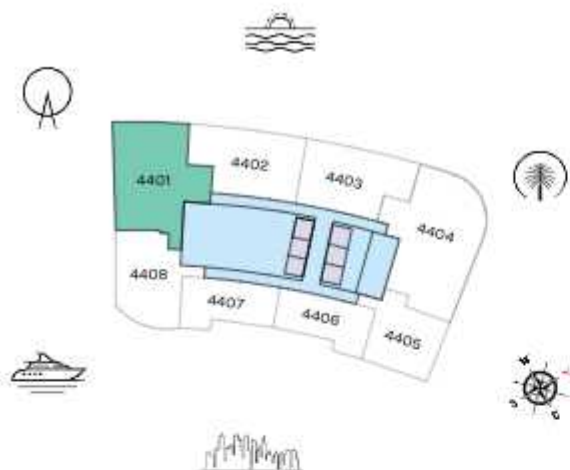
TYPE A (with maid room and powder room + balcony)

TOTAL SALEABLE AREA

SUITE = 2,067.1 SQ.FT.

BALCONY = 210.97 SQ.FT.

TOTAL = 2,278.07 SQ.FT.



LEVEL 44

UNIT



List of unit numbers with this unit plan:

VIEWS

Blue waters, Ain Dubai, Palm Jumeirah, Harbour, JBR Beach, Marina, Sea, Marina Skyline, Skydive
4401

Disclaimer: 1. All dimensions are in metric, measured to wall finishes. 2. All materials, dimensions & drawings are approximate. 3. Information is subject to change without notice, at developer's absolute discretion. 4. Actual area may vary from the stated area. 5. Drawing are not to scale. 6. All images used are for illustrative purpose only and do not represent the actual size, features, specifications, fittings and furnishings. 7. The developer reserves the right to make revisions/ alterations, at its absolute discretion, without any liability whatsoever.

3 BEDROOM APARTMENT


TYPE C (with maid room and powder room + balcony)

TOTAL SALEABLE AREA

SUITE = 2,514.02 SQ.FT.

BALCONY = 133.80 SQ.FT.

TOTAL = 2,647.82 SQ.FT.



List of unit numbers with this unit plan:

VIEWS

Palm Jumeirah, Harbour, Sea, Skydive
4404

Disclaimer: 1. All dimensions are in metric, measured to wall finishes. 2. All materials, dimensions & drawings are approximate. 3. Information is subject to change without notice, at developer's absolute discretion. 4. Actual area may vary from the stated area. 5. Drawing are not to scale. 6. All images used are for illustrative purpose only and do not represent the actual size, features, specifications, fittings and furnishings. 7. The developer reserves the right to make revisions/ alterations, at its absolute discretion, without any liability whatsoever.

2 BEDROOM APARTMENT TYPE A (with powder room + balcony)

TOTAL SALEABLE AREA

SUITE = 1,379.83 SQ.FT.

BALCONY = 235.73 SQ.FT.

TOTAL = 1,615.56 SQ.FT.



UNIT



List of unit numbers with this unit plan:

VIEWS

Blue waters, Ain Dubai, Palm Jumeirah, Harbour, Sea, Skydive
4402

Disclaimer: 1. All dimensions are in metric, measured to wall finishes. 2. All materials, dimensions & drawings are approximate. 3. Information is subject to change without notice, at developer's absolute discretion. 4. Actual area may vary from the stated area. 5. Drawing are not to scale. 6. All images used are for illustrative purpose only and do not represent the actual size, features, specifications, fittings and furnishings. 7. The developer reserves the right to make revisions/ alterations, at its absolute discretion, without any liability whatsoever.

2 BEDROOM APARTMENT TYPE B (with powder room + balcony)

TOTAL SALEABLE AREA

SUITE = 1,362.39 SQ.FT.

BALCONY = 239.50 SQ.FT.

TOTAL = 1,601.89 SQ.FT.



UNIT



List of unit numbers with this unit plan:

VIEWS

Palm Jumeirah, Harbour, Sea, Skydive
4403

Disclaimer: 1. All dimensions are in metric, measured to wall finishes. 2. All materials, dimensions & drawings are approximate. 3. Information is subject to change without notice, at developer's absolute discretion. 4. Actual area may vary from the stated area. 5. Drawing are not to scale. 6. All images used are for illustrative purpose only and do not represent the actual size, features, specifications, fittings and furnishings. 7. The developer reserves the right to make revisions/ alterations, at its absolute discretion, without any liability whatsoever.

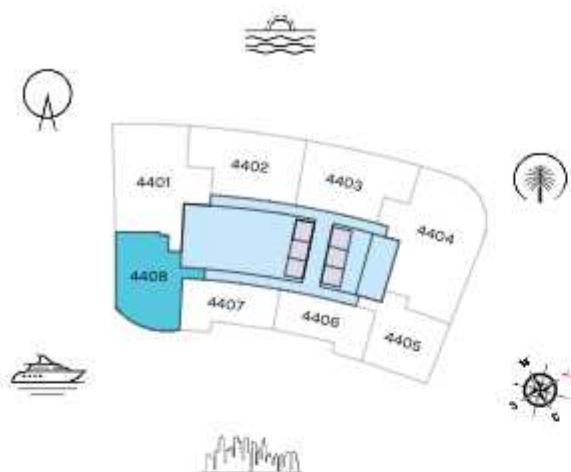
2 BEDROOM APARTMENT TYPE D (with powder room + balcony)

TOTAL SALEABLE AREA

SUITE = 1,318.47 SQ.FT.

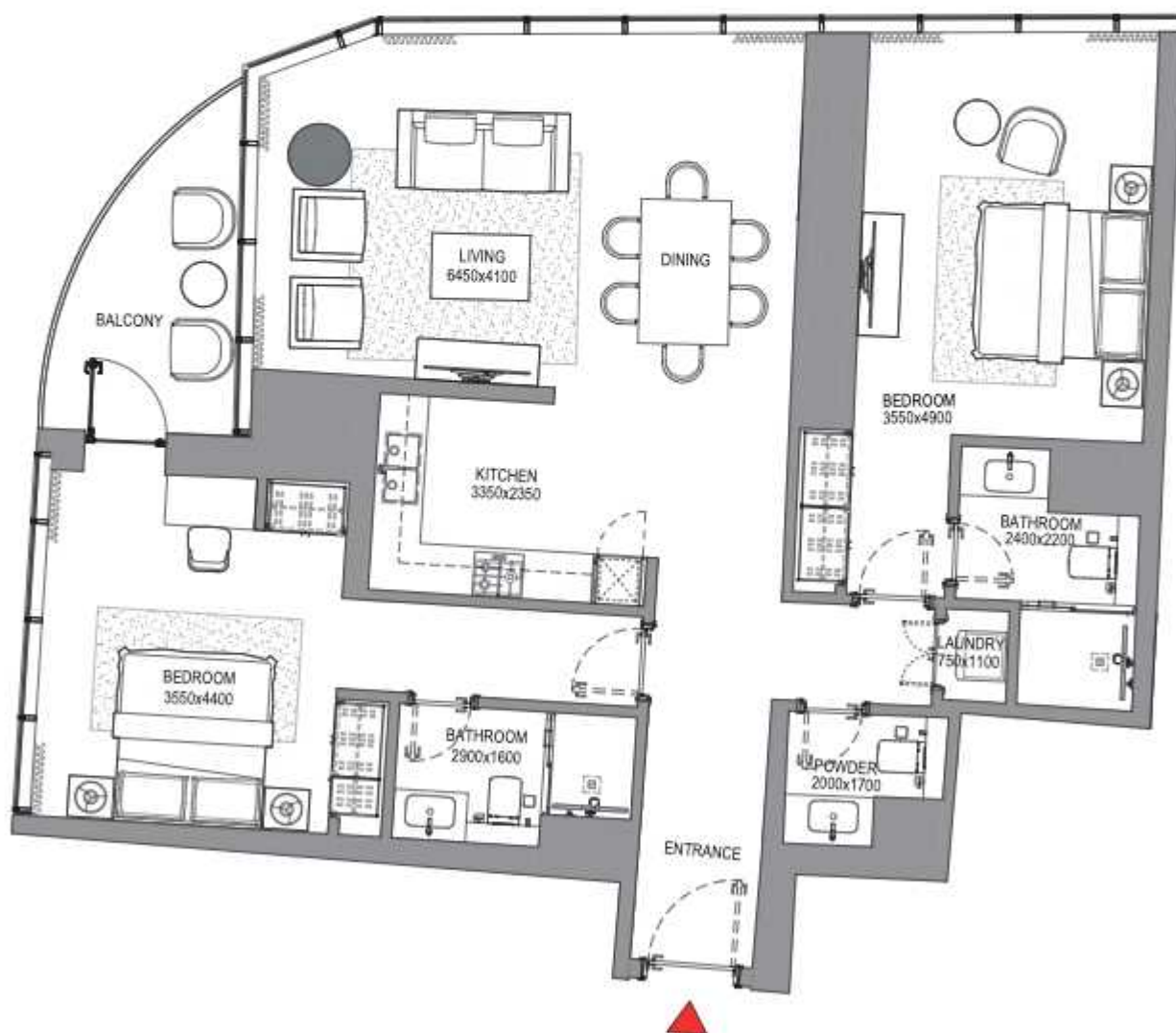
BALCONY = 83.74 SQ.FT.

TOTAL = 1,402.21 SQ.FT.



LEVEL 44

UNIT



List of unit numbers with this unit plan:

VIEWS

Blue waters, Ain Dubai, JBR Beach, Marina, Sea
4408

Disclaimer: 1. All dimensions are in metric, measured to wall finishes. 2. All materials, dimensions & drawings are approximate. 3. Information is subject to change without notice, at developer's absolute discretion. 4. Actual area may vary from the stated area. 5. Drawing are not to scale. 6. All images used are for illustrative purpose only and do not represent the actual size, features, specifications, fittings and furnishings. 7. The developer reserves the right to make revisions/ alterations, at its absolute discretion, without any liability whatsoever.

1 BEDROOM APARTMENT

TYPE A (with powder room + balcony)

TOTAL SALEABLE AREA

SUITE = 822.26 SQ.FT.

BALCONY = 70.72 SQ.FT.

TOTAL = 892.98 SQ.FT.



UNIT



List of unit numbers with this unit plan:

VIEWS

Marina, Marina Skyline

4406

Disclaimer: 1. All dimensions are in metric, measured to wall finishes. 2. All materials, dimensions & drawings are approximate. 3. Information is subject to change without notice, at developer's absolute discretion. 4. Actual area may vary from the stated area. 5. Drawing are not to scale. 6. All images used are for illustrative purpose only and do not represent the actual size, features, specifications, fittings and furnishings. 7. The developer reserves the right to make revisions/ alterations, at its absolute discretion, without any liability whatsoever.

1 BEDROOM APARTMENT

TYPE B (with powder room + balcony)

TOTAL SALEABLE AREA

SUITE = 820.53 SQ.FT.

BALCONY = 68.46 SQ.FT.

TOTAL = 888.99 SQ.FT.



UNIT



List of unit numbers with this unit plan:

VIEWS

Marina, Marina Skyline
4407

Disclaimer: 1. All dimensions are in metric, measured to wall finishes. 2. All materials, dimensions & drawings are approximate. 3. Information is subject to change without notice, at developer's absolute discretion. 4. Actual area may vary from the stated area. 5. Drawing are not to scale. 6. All images used are for illustrative purpose only and do not represent the actual size, features, specifications, fittings and furnishings. 7. The developer reserves the right to make revisions/ alterations, at its absolute discretion, without any liability whatsoever.

1 BEDROOM APARTMENT

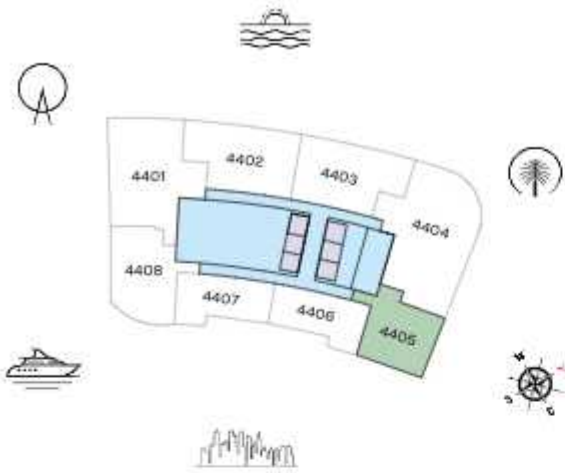
TYPE C (with powder room + balcony)

TOTAL SALEABLE AREA

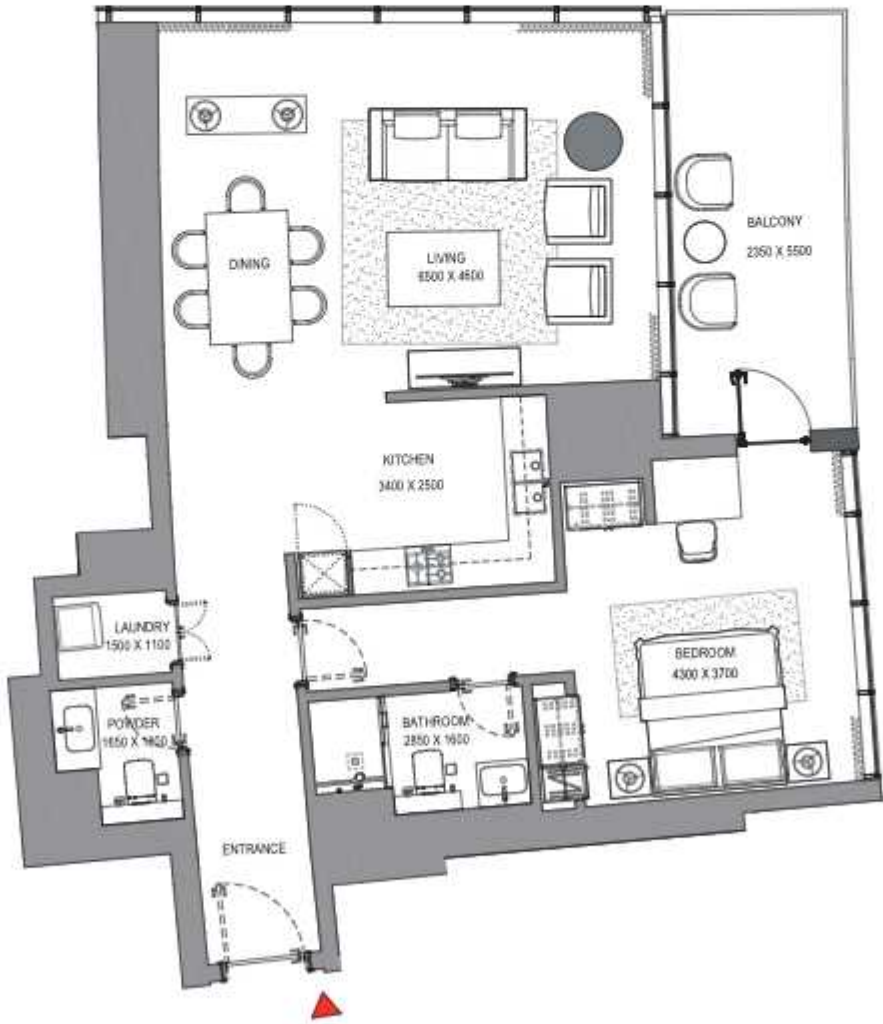
SUITE = 1,034.30 SQ.FT.

BALCONY = 149.62 SQ.FT.

TOTAL = 1,183.92 SQ.FT.



LEVEL 44



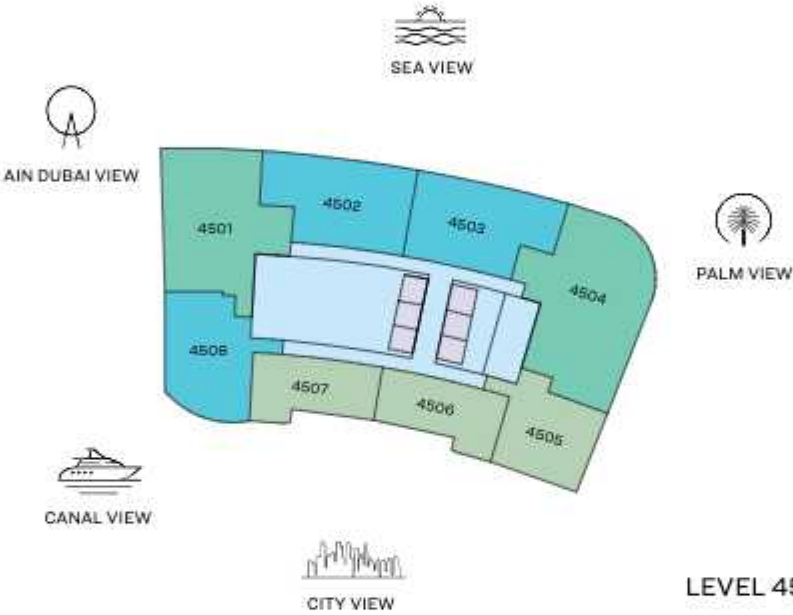
List of unit numbers with this unit plan:

VIEWS

Marina, Marina Skyline
4405

Disclaimer: 1. All dimensions are in metric, measured to wall finishes. 2. All materials, dimensions & drawings are approximate. 3. Information is subject to change without notice, at developer's absolute discretion. 4. Actual area may vary from the stated area. 5. Drawing are not to scale. 6. All images used are for illustrative purpose only and do not represent the actual size, features, specifications, fittings and furnishings. 7. The developer reserves the right to make revisions/ alterations, at its absolute discretion, without any liability whatsoever.

FLOOR PLAN LAYOUT
TOWER A



- 1 BED UNIT
- 2 BED UNIT
- 3 BED UNIT
- LOBBIES, CORRIDORS & STAIRS
- LIFTS

Disclaimer: 1. All dimensions are in metric, measured to wall finishes. 2. All materials, dimensions & drawings are approximate. 3. Information is subject to change without notice, at developer's absolute discretion. 4. Actual area may vary from the stated area. 5. Drawing are not to scale. 6. All images used are for illustrative purpose only and do not represent the actual size, features, specifications, fittings and furnishings. 7. The developer reserves the right to make revisions/ alterations, at its absolute discretion, without any liability whatsoever.

3 BEDROOM APARTMENT

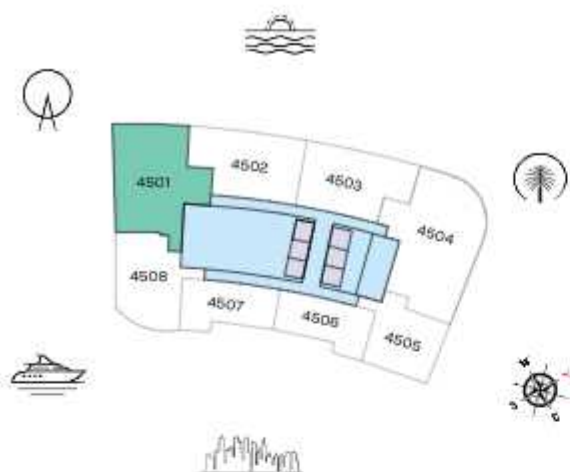
TYPE A (with maid room and powder room + balcony)

TOTAL SALEABLE AREA

SUITE = 2,087.01 SQ.FT.

BALCONY = 221.63 SQ.FT.

TOTAL = 2,308.64 SQ.FT.



LEVEL 45

UNIT



List of unit numbers with this unit plan:

VIEWS

Blue waters, Ain Dubai, Palm Jumeirah, Harbour, JBR Beach, Marina, Sea, Marina Skyline, Skydive
4501

Disclaimer: 1. All dimensions are in metric, measured to wall finishes. 2. All materials, dimensions & drawings are approximate. 3. Information is subject to change without notice, at developer's absolute discretion. 4. Actual area may vary from the stated area. 5. Drawing are not to scale. 6. All images used are for illustrative purpose only and do not represent the actual size, features, specifications, fittings and furnishings. 7. The developer reserves the right to make revisions/ alterations, at its absolute discretion, without any liability whatsoever.

3 BEDROOM APARTMENT


TYPE C (with maid room and powder room + balcony)

TOTAL SALEABLE AREA

SUITE = 2,530.70 SQ.FT.

BALCONY = 141.22 SQ.FT.

TOTAL = 2,671.92 SQ.FT.



List of unit numbers with this unit plan:

VIEWS

Palm Jumeirah, Harbour, Sea, Skydive
4504

Disclaimer: 1. All dimensions are in metric, measured to wall finishes. 2. All materials, dimensions & drawings are approximate. 3. Information is subject to change without notice, at developer's absolute discretion. 4. Actual area may vary from the stated area. 5. Drawing are not to scale. 6. All images used are for illustrative purpose only and do not represent the actual size, features, specifications, fittings and furnishings. 7. The developer reserves the right to make revisions/ alterations, at its absolute discretion, without any liability whatsoever.

2 BEDROOM APARTMENT

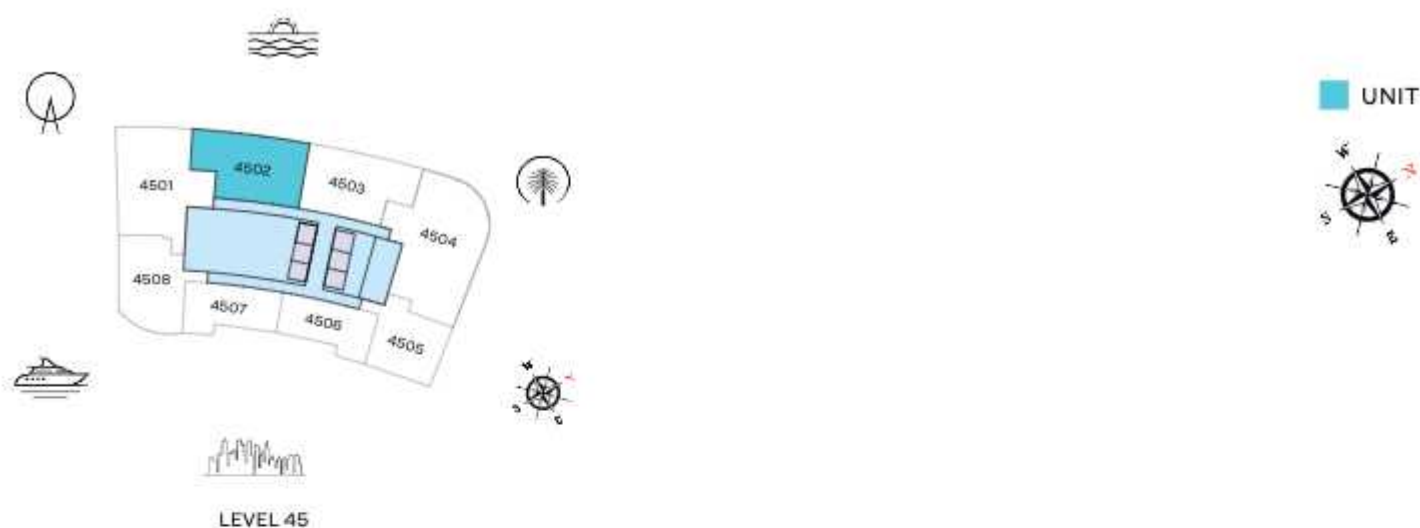
TYPE A (with powder room + balcony)

TOTAL SALEABLE AREA

SUITE = 1,397.91 SQ.FT.

BALCONY = 235.62 SQ.FT.

TOTAL = 1,633.53 SQ.FT.



List of unit numbers with this unit plan:

VIEWS

Blue waters, Ain Dubai, Palm Jumeirah, Harbour, Sea, Skydive
4502

Disclaimer: 1. All dimensions are in metric, measured to wall finishes. 2. All materials, dimensions & drawings are approximate. 3. Information is subject to change without notice, at developer's absolute discretion. 4. Actual area may vary from the stated area. 5. Drawing are not to scale. 6. All images used are for illustrative purpose only and do not represent the actual size, features, specifications, fittings and furnishings. 7. The developer reserves the right to make revisions/ alterations, at its absolute discretion, without any liability whatsoever.

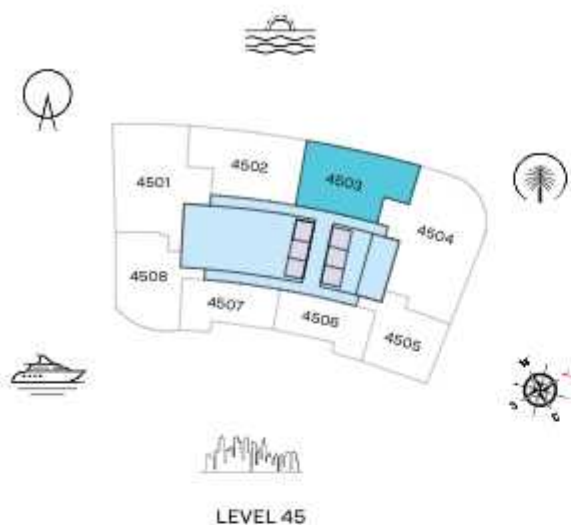
2 BEDROOM APARTMENT TYPE B (with powder room + balcony)

TOTAL SALEABLE AREA

SUITE = 1,379.93 SQ.FT.

BALCONY = 239.71 SQ.FT.

TOTAL = 1,619.64 SQ.FT.



UNIT



List of unit numbers with this unit plan:

VIEWS

Palm Jumeirah, Harbour, Sea, Skydive
4503

Disclaimer: 1. All dimensions are in metric, measured to wall finishes. 2. All materials, dimensions & drawings are approximate. 3. Information is subject to change without notice, at developer's absolute discretion. 4. Actual area may vary from the stated area. 5. Drawing are not to scale. 6. All images used are for illustrative purpose only and do not represent the actual size, features, specifications, fittings and furnishings. 7. The developer reserves the right to make revisions/ alterations, at its absolute discretion, without any liability whatsoever.

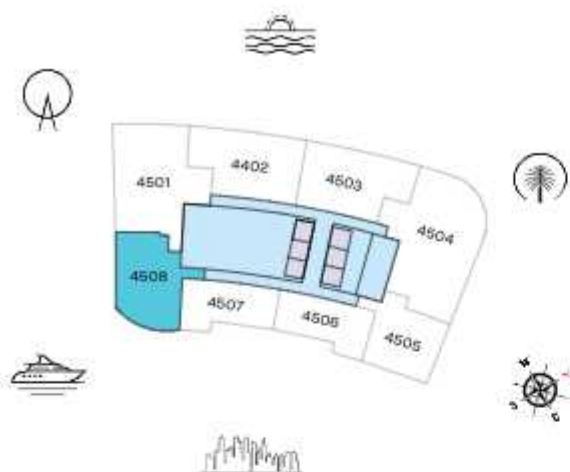
2 BEDROOM APARTMENT TYPE D (with powder room + balcony)

TOTAL SALEABLE AREA

SUITE = 1,335.59 SQ.FT.

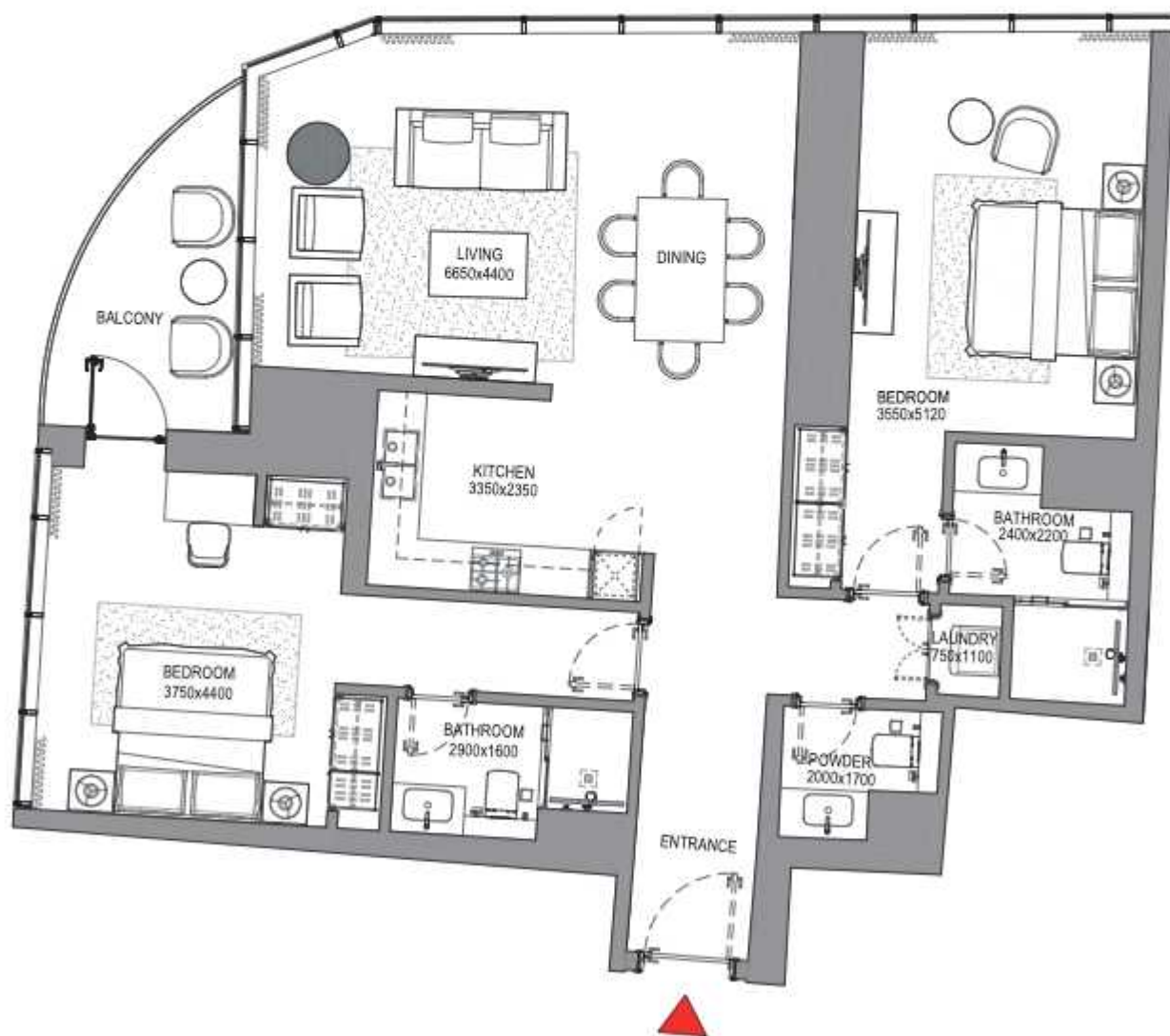
BALCONY = 88.48 SQ.FT.

TOTAL = 1,424.07 SQ.FT.



LEVEL 45

UNIT



List of unit numbers with this unit plan:

VIEWS

Blue waters, Ain Dubai, JBR Beach, Marina, Sea
4508

Disclaimer: 1. All dimensions are in metric, measured to wall finishes. 2. All materials, dimensions & drawings are approximate. 3. Information is subject to change without notice, at developer's absolute discretion. 4. Actual area may vary from the stated area. 5. Drawing are not to scale. 6. All images used are for illustrative purpose only and do not represent the actual size, features, specifications, fittings and furnishings. 7. The developer reserves the right to make revisions/ alterations, at its absolute discretion, without any liability whatsoever.

1 BEDROOM APARTMENT

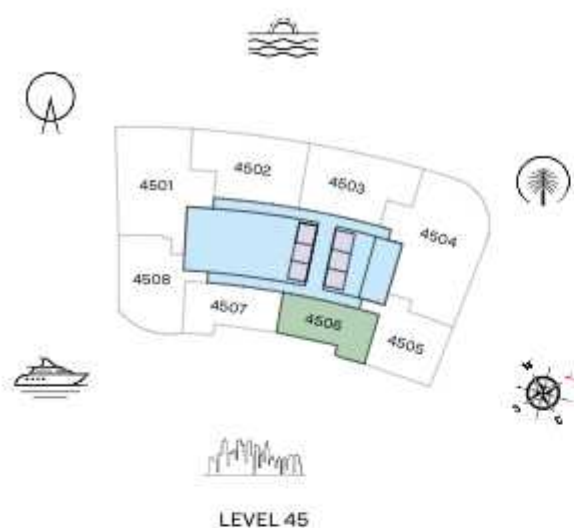
TYPE A (with powder room + balcony)

TOTAL SALEABLE AREA

SUITE = 836.36 SQ.FT.

BALCONY = 70.61 SQ.FT.

TOTAL = 906.97 SQ.FT.



UNIT



List of unit numbers with this unit plan:

VIEWS

Marina, Marina Skyline
4506


Disclaimer: 1. All dimensions are in metric, measured to wall finishes. 2. All materials, dimensions & drawings are approximate. 3. Information is subject to change without notice, at developer's absolute discretion. 4. Actual area may vary from the stated area. 5. Drawing are not to scale. 6. All images used are for illustrative purpose only and do not represent the actual size, features, specifications, fittings and furnishings. 7. The developer reserves the right to make revisions/ alterations, at its absolute discretion, without any liability whatsoever.

1 BEDROOM APARTMENT

TYPE B (with powder room + balcony)

TOTAL SALEABLE AREA

SUITE = 834.63 SQ.FT.
BALCONY = 68.46 SQ.FT.
TOTAL = 903.09 SQ.FT.



List of unit numbers with this unit plan:

VIEWS

Marina, Marina Skyline
4507

Disclaimer: 1. All dimensions are in metric, measured to wall finishes. 2. All materials, dimensions & drawings are approximate. 3. Information is subject to change without notice, at developer's absolute discretion. 4. Actual area may vary from the stated area. 5. Drawing are not to scale. 6. All images used are for illustrative purpose only and do not represent the actual size, features, specifications, fittings and furnishings. 7. The developer reserves the right to make revisions/ alterations, at its absolute discretion, without any liability whatsoever.

1 BEDROOM APARTMENT

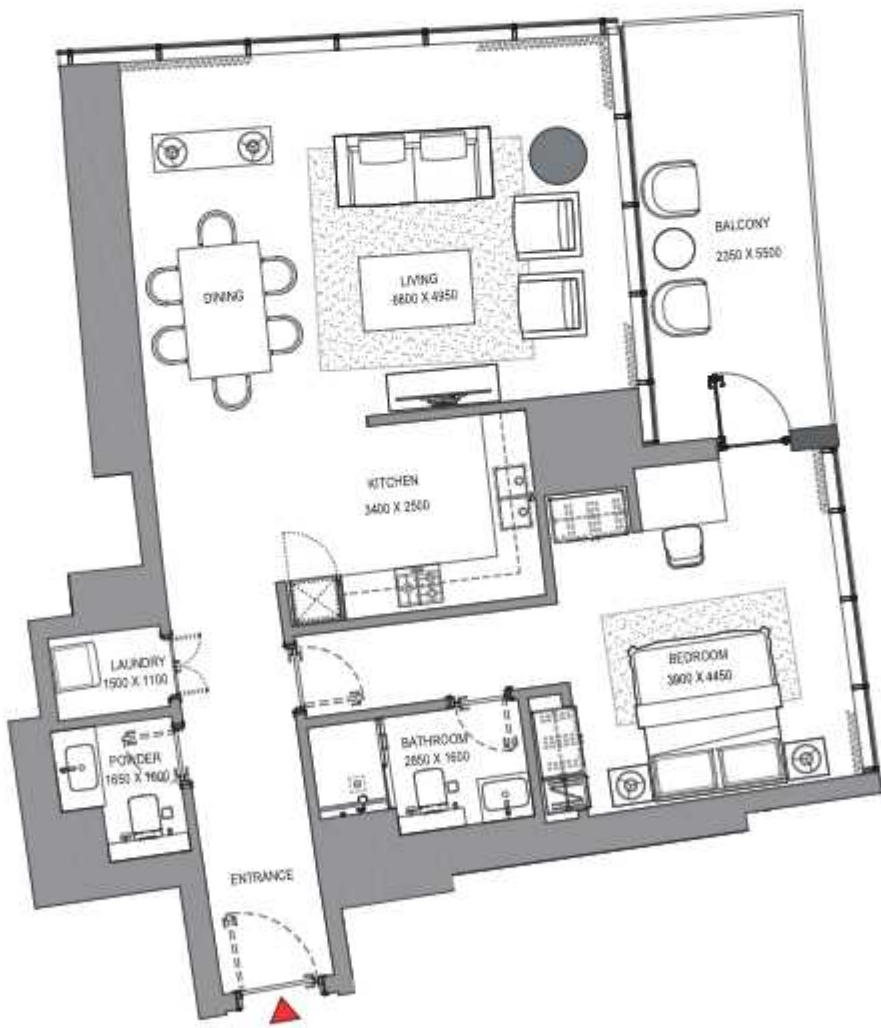
TYPE C (with powder room + balcony)

TOTAL SALEABLE AREA

SUITE = 1,047.87 SQ.FT.

BALCONY = 151.88 SQ.FT.

TOTAL = 1,199.75 SQ.FT.



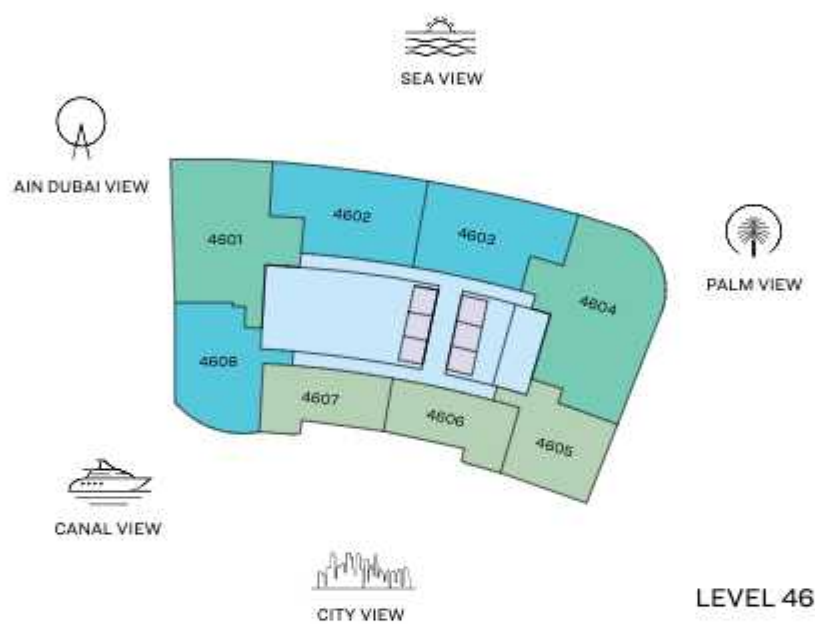
List of unit numbers with this unit plan:

VIEWS

Marina, Marina Skyline
4505

Disclaimer: 1. All dimensions are in metric, measured to wall finishes. 2. All materials, dimensions & drawings are approximate. 3. Information is subject to change without notice, at developer's absolute discretion. 4. Actual area may vary from the stated area. 5. Drawing are not to scale. 6. All images used are for illustrative purpose only and do not represent the actual size, features, specifications, fittings and furnishings. 7. The developer reserves the right to make revisions/ alterations, at its absolute discretion, without any liability whatsoever.

FLOOR PLAN LAYOUT
TOWER A



LEVEL 46

- 1 BED UNIT
- 2 BED UNIT
- 3 BED UNIT
- LOBBIES, CORRIDORS & STAIRS
- LIFTS

Disclaimer: 1. All dimensions are in metric, measured to wall finishes. 2. All materials, dimensions & drawings are approximate. 3. Information is subject to change without notice, at developer's absolute discretion. 4. Actual area may vary from the stated area. 5. Drawing are not to scale. 6. All images used are for illustrative purpose only and do not represent the actual size, features, specifications, fittings and furnishings. 7. The developer reserves the right to make revisions/ alterations, at its absolute discretion, without any liability whatsoever.

3 BEDROOM APARTMENT

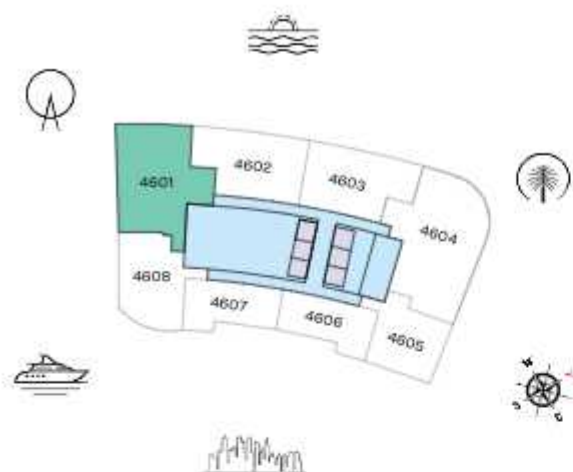
TYPE A (with maid room and powder room + balcony)

TOTAL SALEABLE AREA

SUITE = 2,110.37 SQ.FT.

BALCONY = 222.81 SQ.FT.

TOTAL = 2,333.18 SQ.FT.



LEVEL 46

UNIT



List of unit numbers with this unit plan:

VIEWS

Blue waters, Ain Dubai, Palm Jumeirah, Harbour, JBR Beach, Marina, Sea, Marina Skyline, Skydive
4601

Disclaimer: 1. All dimensions are in metric, measured to wall finishes. 2. All materials, dimensions & drawings are approximate. 3. Information is subject to change without notice, at developer's absolute discretion. 4. Actual area may vary from the stated area. 5. Drawing are not to scale. 6. All images used are for illustrative purpose only and do not represent the actual size, features, specifications, fittings and furnishings. 7. The developer reserves the right to make revisions/ alterations, at its absolute discretion, without any liability whatsoever.

3 BEDROOM APARTMENT


TYPE C (with maid room and powder room + balcony)

TOTAL SALEABLE AREA

SUITE = 2,545.02 SQ.FT.

BALCONY = 145.85 SQ.FT.

TOTAL = 2,690.87 SQ.FT.



List of unit numbers with this unit plan:

VIEWS

Palm Jumeirah, Harbour, Sea, Skydive
4604

Disclaimer: 1. All dimensions are in metric, measured to wall finishes. 2. All materials, dimensions & drawings are approximate. 3. Information is subject to change without notice, at developer's absolute discretion. 4. Actual area may vary from the stated area. 5. Drawing are not to scale. 6. All images used are for illustrative purpose only and do not represent the actual size, features, specifications, fittings and furnishings. 7. The developer reserves the right to make revisions/ alterations, at its absolute discretion, without any liability whatsoever.

2 BEDROOM APARTMENT TYPE A (with powder room + balcony)

TOTAL SALEABLE AREA

SUITE = 1,415.24 SQ.FT.

BALCONY = 236.16 SQ.FT.

TOTAL = 1,651.40 SQ.FT.



UNIT



List of unit numbers with this unit plan:

VIEWS

Blue waters, Ain Dubai, Palm Jumeirah, Harbour, Sea, Skydive
4602

Disclaimer: 1. All dimensions are in metric, measured to wall finishes. 2. All materials, dimensions & drawings are approximate. 3. Information is subject to change without notice, at developer's absolute discretion. 4. Actual area may vary from the stated area. 5. Drawing are not to scale. 6. All images used are for illustrative purpose only and do not represent the actual size, features, specifications, fittings and furnishings. 7. The developer reserves the right to make revisions/ alterations, at its absolute discretion, without any liability whatsoever.

2 BEDROOM APARTMENT TYPE B (with powder room + balcony)

TOTAL SALEABLE AREA

SUITE = 1,398.02 SQ.FT.

BALCONY = 239.82 SQ.FT.

TOTAL = 1,637.84 SQ.FT.



UNIT



List of unit numbers with this unit plan:

VIEWS

Palm Jumeirah, Harbour, Sea, Skydive
4603

Disclaimer: 1. All dimensions are in metric, measured to wall finishes. 2. All materials, dimensions & drawings are approximate. 3. Information is subject to change without notice, at developer's absolute discretion. 4. Actual area may vary from the stated area. 5. Drawing are not to scale. 6. All images used are for illustrative purpose only and do not represent the actual size, features, specifications, fittings and furnishings. 7. The developer reserves the right to make revisions/ alterations, at its absolute discretion, without any liability whatsoever.

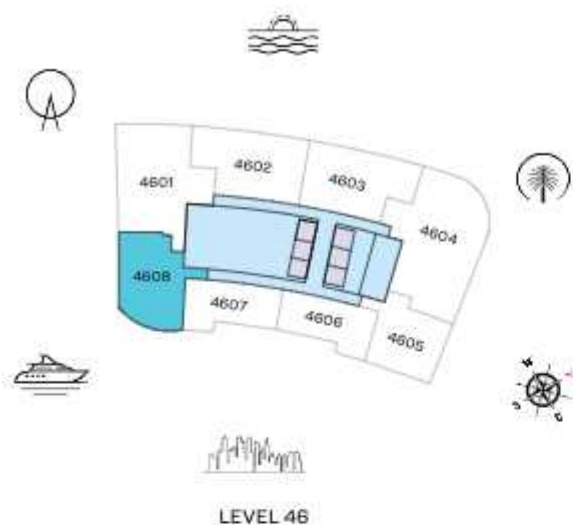
2 BEDROOM APARTMENT TYPE D (with powder room + balcony)

TOTAL SALEABLE AREA

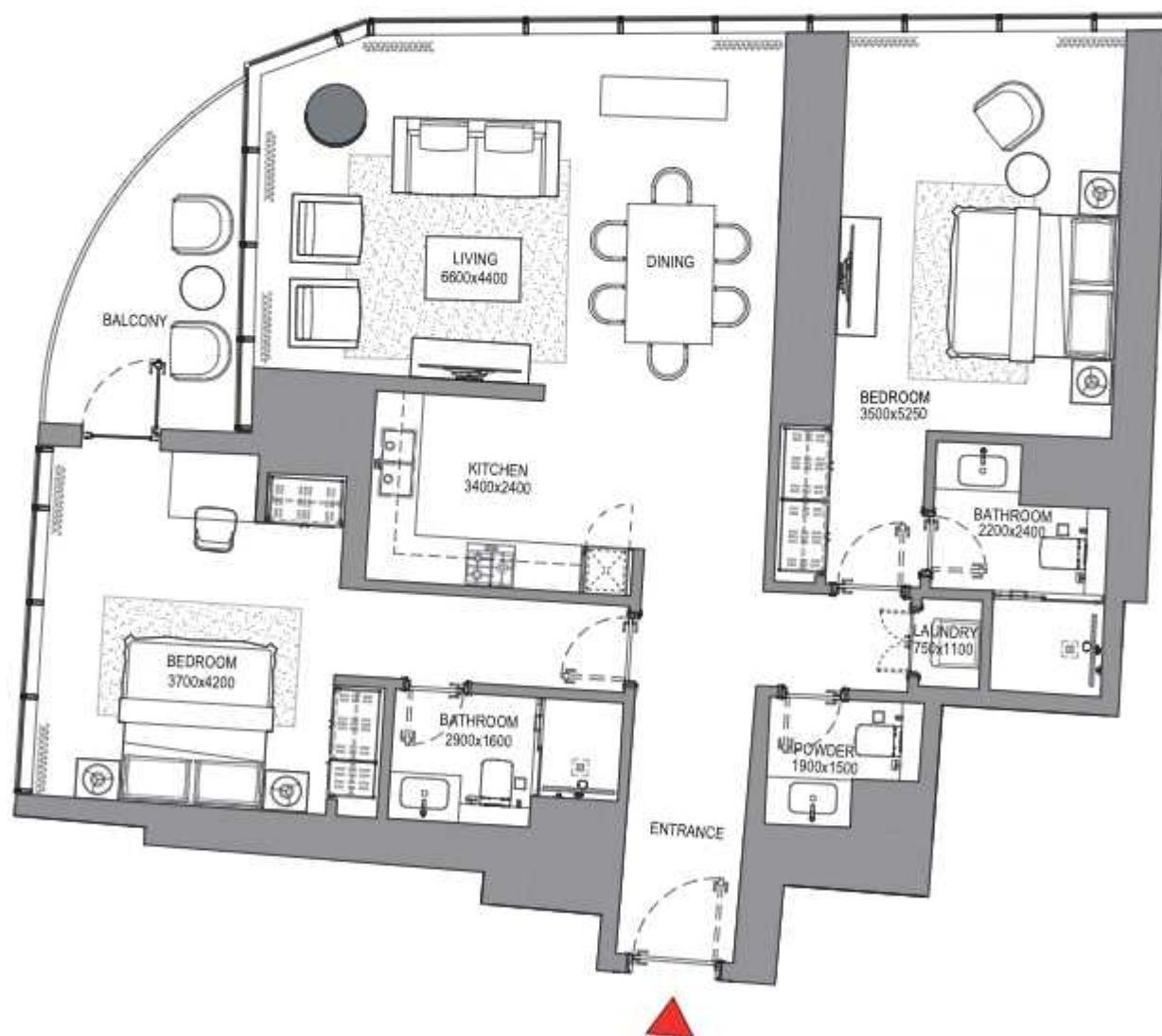
SUITE = 1,340.11 SQ.FT.

BALCONY = 88.8 SQ.FT.

TOTAL = 1,428.91 SQ.FT.



UNIT



List of unit numbers with this unit plan:

VIEWS

Blue waters, Ain Dubai, JBR Beach, Marina, Sea
4608

Disclaimer: 1. All dimensions are in metric, measured to wall finishes. 2. All materials, dimensions & drawings are approximate. 3. Information is subject to change without notice, at developer's absolute discretion. 4. Actual area may vary from the stated area. 5. Drawing are not to scale. 6. All images used are for illustrative purpose only and do not represent the actual size, features, specifications, fittings and furnishings. 7. The developer reserves the right to make revisions/ alterations, at its absolute discretion, without any liability whatsoever.

1 BEDROOM APARTMENT

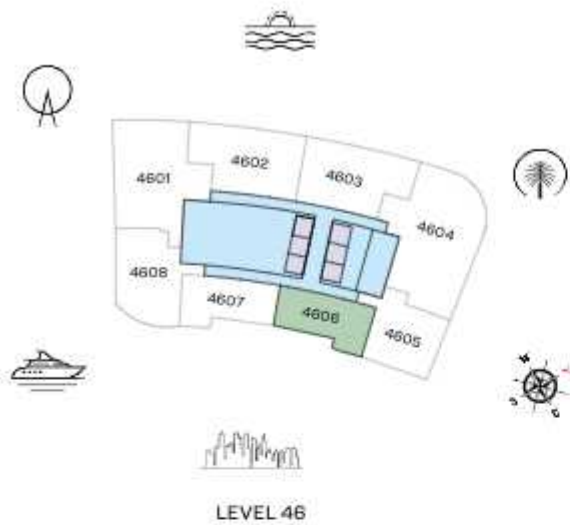
TYPE A (with powder room + balcony)

TOTAL SALEABLE AREA

SUITE = 836.25 SQ.FT.

BALCONY = 70.61 SQ.FT.

TOTAL = 906.86 SQ.FT.



UNIT



List of unit numbers with this unit plan:

VIEWS

Marina, Marina Skyline

4606

Disclaimer: 1. All dimensions are in metric, measured to wall finishes. 2. All materials, dimensions & drawings are approximate. 3. Information is subject to change without notice, at developer's absolute discretion. 4. Actual area may vary from the stated area. 5. Drawing are not to scale. 6. All images used are for illustrative purpose only and do not represent the actual size, features, specifications, fittings and furnishings. 7. The developer reserves the right to make revisions/ alterations, at its absolute discretion, without any liability whatsoever.

1 BEDROOM APARTMENT

TYPE B (with powder room + balcony)

TOTAL SALEABLE AREA

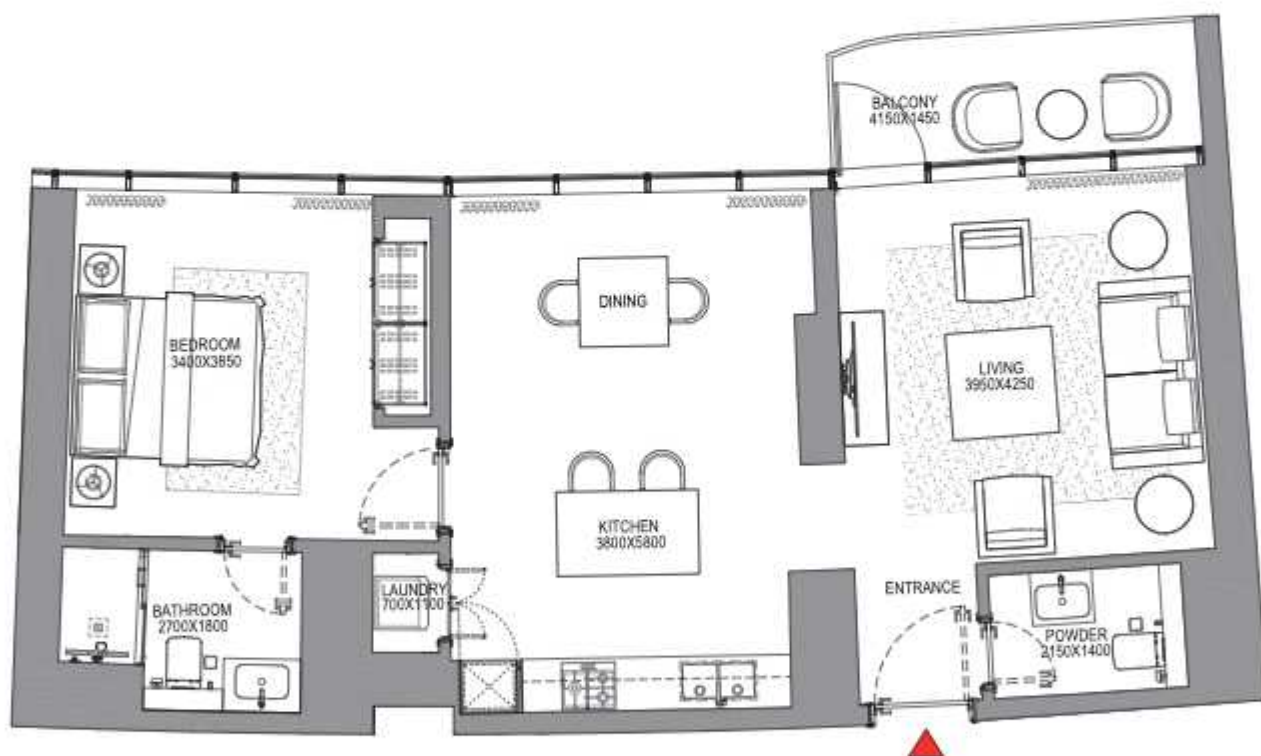
SUITE = 834.53 SQ.FT.

BALCONY = 68.46 SQ.FT.

TOTAL = 902.99 SQ.FT.



UNIT



List of unit numbers with this unit plan:

VIEWS

Marina, Marina Skyline
4607

Disclaimer: 1. All dimensions are in metric, measured to wall finishes. 2. All materials, dimensions & drawings are approximate. 3. Information is subject to change without notice, at developer's absolute discretion. 4. Actual area may vary from the stated area. 5. Drawing are not to scale. 6. All images used are for illustrative purpose only and do not represent the actual size, features, specifications, fittings and furnishings. 7. The developer reserves the right to make revisions/ alterations, at its absolute discretion, without any liability whatsoever.

1 BEDROOM APARTMENT

TYPE C (with powder room + balcony)

TOTAL SALEABLE AREA

SUITE = 1,052.71 SQ.FT.
BALCONY = 152.09 SQ.FT.
TOTAL = 1,204.80 SQ.FT.



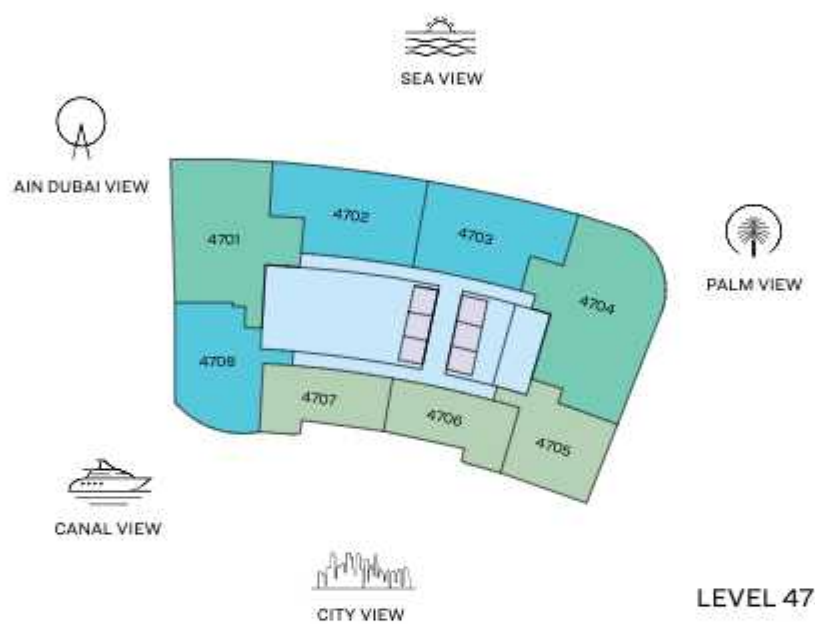
List of unit numbers with this unit plan:

VIEWS

Marina, Marina Skyline
4605

Disclaimer: 1. All dimensions are in metric, measured to wall finishes. 2. All materials, dimensions & drawings are approximate. 3. Information is subject to change without notice, at developer's absolute discretion. 4. Actual area may vary from the stated area. 5. Drawing are not to scale. 6. All images used are for illustrative purpose only and do not represent the actual size, features, specifications, fittings and furnishings. 7. The developer reserves the right to make revisions/ alterations, at its absolute discretion, without any liability whatsoever.

FLOOR PLAN LAYOUT
TOWER A



LEVEL 47

- 1 BED UNIT
- 2 BED UNIT
- 3 BED UNIT
- LIFTS
- LOBBIES, CORRIDORS & STAIRS

Disclaimer: 1. All dimensions are in metric, measured to wall finishes. 2. All materials, dimensions & drawings are approximate. 3. Information is subject to change without notice, at developer's absolute discretion. 4. Actual area may vary from the stated area. 5. Drawing are not to scale. 6. All images used are for illustrative purpose only and do not represent the actual size, features, specifications, fittings and furnishings. 7. The developer reserves the right to make revisions/ alterations, at its absolute discretion, without any liability whatsoever.

3 BEDROOM APARTMENT

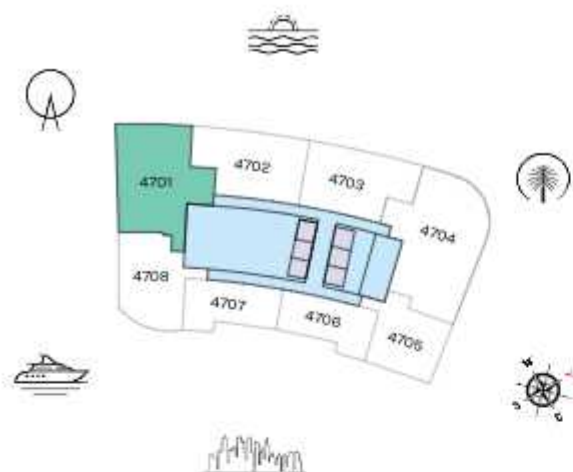
TYPE A (with maid room and powder room + balcony)

TOTAL SALEABLE AREA

SUITE = 2,136.96 SQ.FT.

BALCONY = 227.76 SQ.FT.

TOTAL = 2,364.72 SQ.FT.



LEVEL 47

UNIT



List of unit numbers with this unit plan:

VIEWS

Blue waters, Ain Dubai, Palm Jumeirah, Harbour, JBR Beach, Marina, Sea, Marina Skyline, Skydive
4701

Disclaimer: 1. All dimensions are in metric, measured to wall finishes. 2. All materials, dimensions & drawings are approximate. 3. Information is subject to change without notice, at developer's absolute discretion. 4. Actual area may vary from the stated area. 5. Drawing are not to scale. 6. All images used are for illustrative purpose only and do not represent the actual size, features, specifications, fittings and furnishings. 7. The developer reserves the right to make revisions/ alterations, at its absolute discretion, without any liability whatsoever.

3 BEDROOM APARTMENT

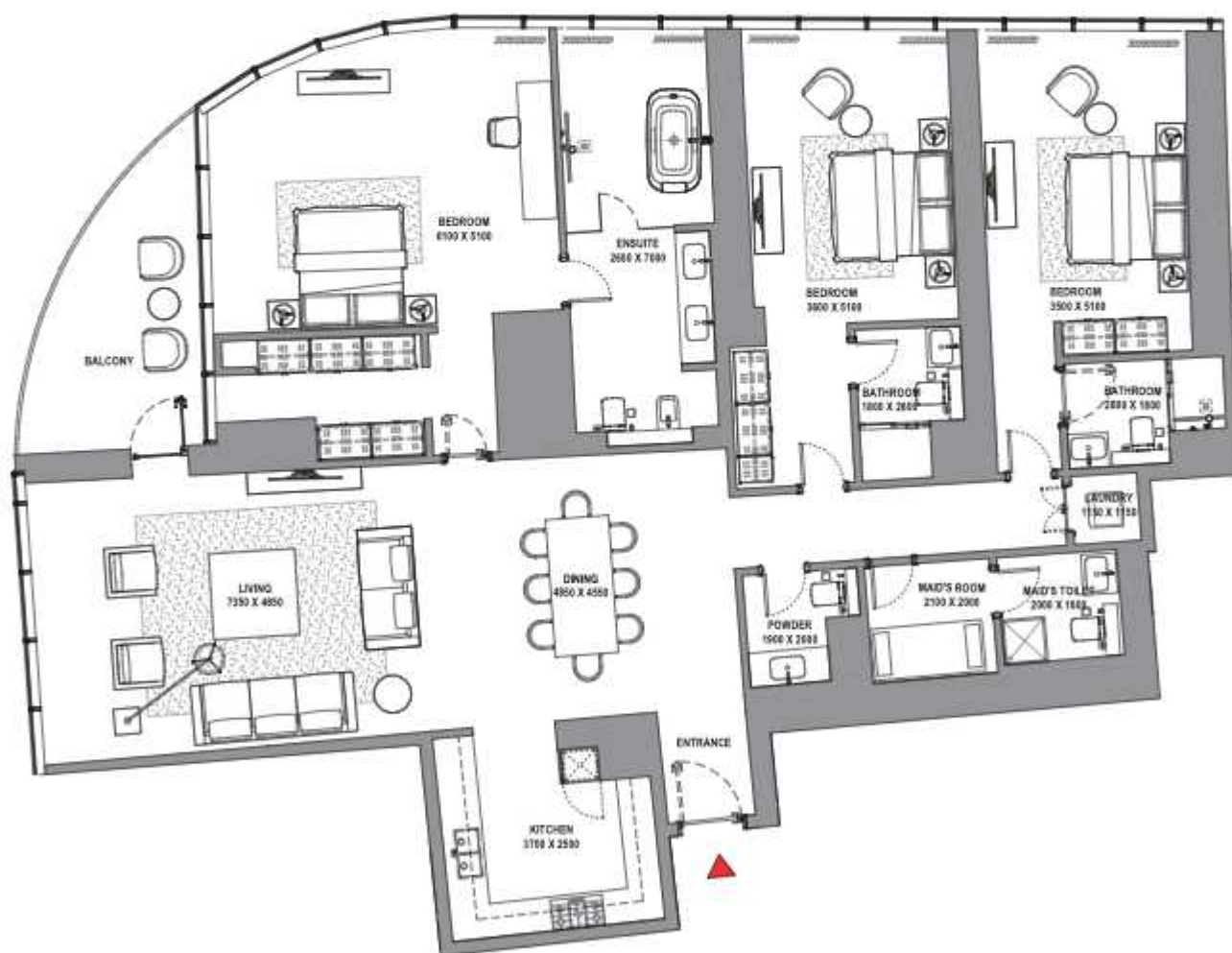

TYPE C (with maid room and powder room + balcony)

TOTAL SALEABLE AREA

SUITE = 2,561.81 SQ.FT.

BALCONY = 150.80 SQ.FT.

TOTAL = 2,712.61 SQ.FT.



List of unit numbers with this unit plan:

VIEWS

Palm Jumeirah, Harbour, Sea, Skydive
4704

Disclaimer: 1. All dimensions are in metric, measured to wall finishes. 2. All materials, dimensions & drawings are approximate. 3. Information is subject to change without notice, at developer's absolute discretion. 4. Actual area may vary from the stated area. 5. Drawing are not to scale. 6. All images used are for illustrative purpose only and do not represent the actual size, features, specifications, fittings and furnishings. 7. The developer reserves the right to make revisions/ alterations, at its absolute discretion, without any liability whatsoever.

2 BEDROOM APARTMENT TYPE A (with powder room + balcony)

TOTAL SALEABLE AREA

SUITE = 1,433.11 SQ.FT.

BALCONY = 236.27 SQ.FT.

TOTAL = 1,669.38 SQ.FT.



UNIT



List of unit numbers with this unit plan:

VIEWS

Blue waters, Ain Dubai, Palm Jumeirah, Harbour, Sea, Skydive
4702

Disclaimer: 1. All dimensions are in metric, measured to wall finishes. 2. All materials, dimensions & drawings are approximate. 3. Information is subject to change without notice, at developer's absolute discretion. 4. Actual area may vary from the stated area. 5. Drawing are not to scale. 6. All images used are for illustrative purpose only and do not represent the actual size, features, specifications, fittings and furnishings. 7. The developer reserves the right to make revisions/ alterations, at its absolute discretion, without any liability whatsoever.

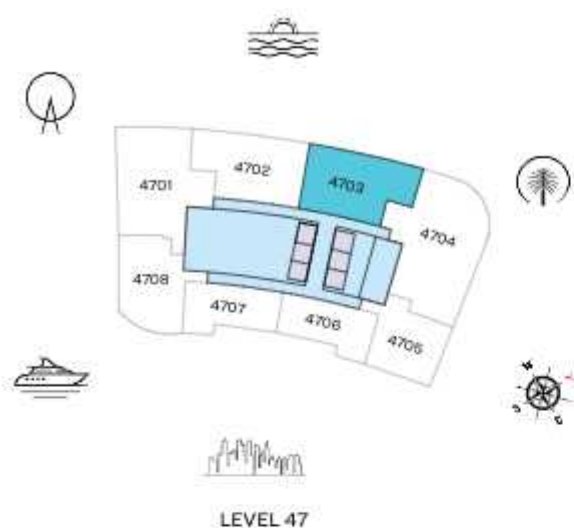
2 BEDROOM APARTMENT TYPE B (with powder room + balcony)

TOTAL SALEABLE AREA

SUITE = 1,415.56 SQ.FT.

BALCONY = 240.04 SQ.FT.

TOTAL = 1,655.60 SQ.FT.



UNIT



List of unit numbers with this unit plan:

VIEWS

Palm Jumeirah, Harbour, Sea, Skydive
4703

Disclaimer: 1. All dimensions are in metric, measured to wall finishes. 2. All materials, dimensions & drawings are approximate. 3. Information is subject to change without notice, at developer's absolute discretion. 4. Actual area may vary from the stated area. 5. Drawing are not to scale. 6. All images used are for illustrative purpose only and do not represent the actual size, features, specifications, fittings and furnishings. 7. The developer reserves the right to make revisions/ alterations, at its absolute discretion, without any liability whatsoever.

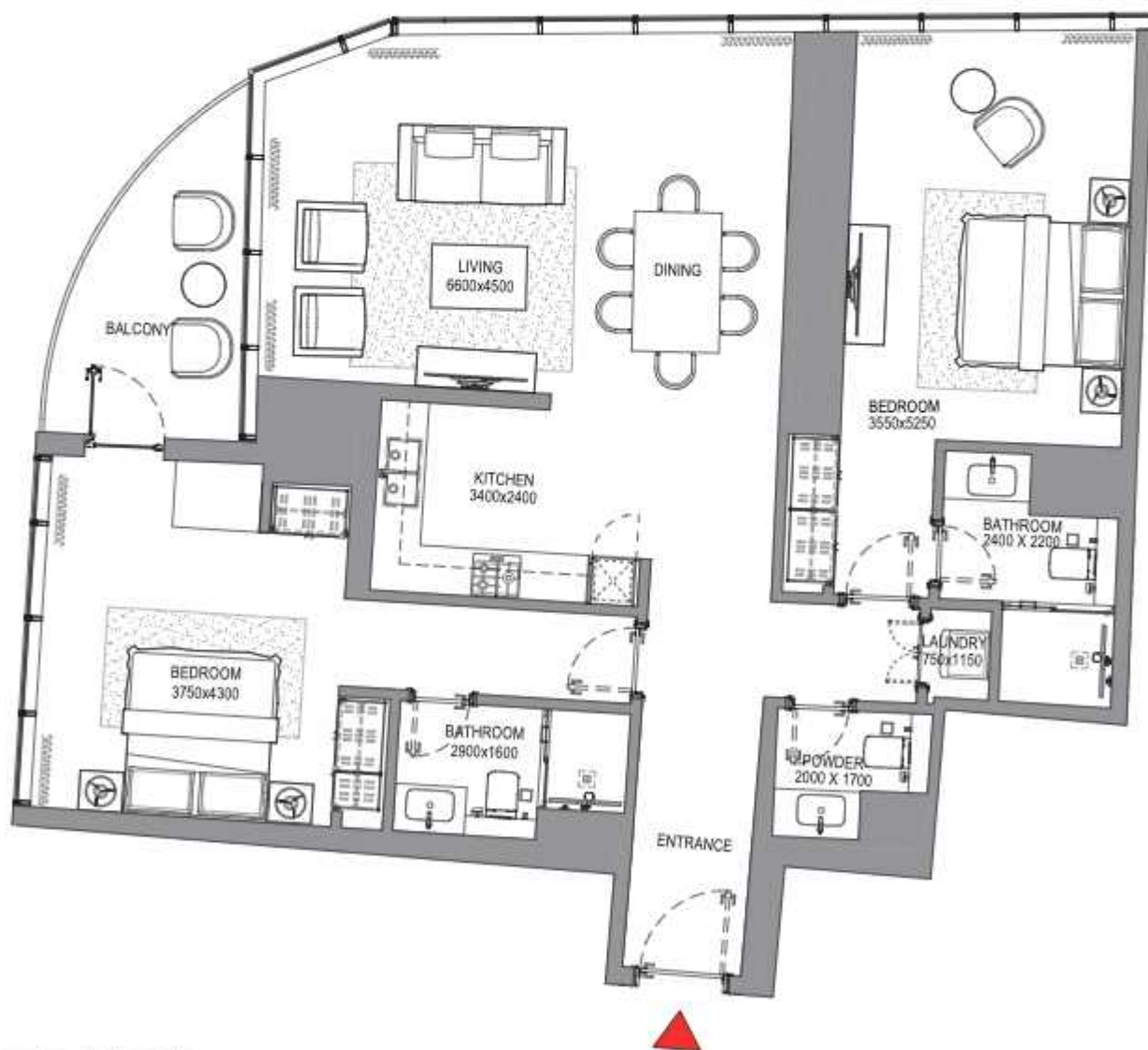
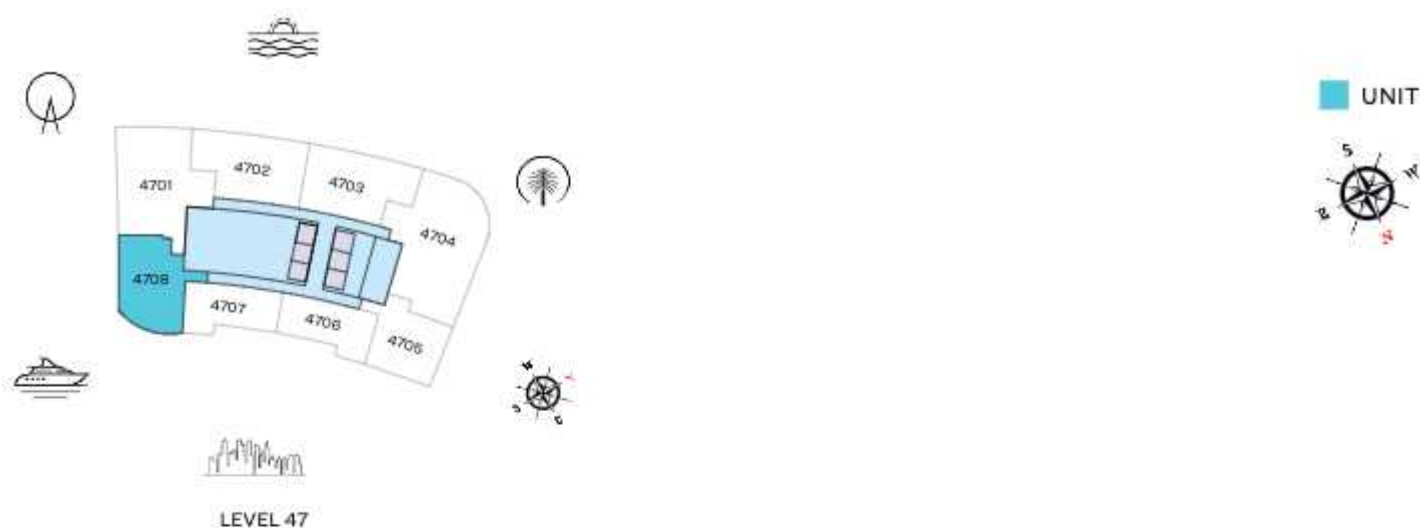
2 BEDROOM APARTMENT TYPE D (with powder room + balcony)

TOTAL SALEABLE AREA

SUITE = 1,351.73 SQ.FT.

BALCONY = 91.82 SQ.FT.

TOTAL = 1,443.55 SQ.FT.



List of unit numbers with this unit plan:

VIEWS

Blue waters, Ain Dubai, JBR Beach, Marina, Sea
4708

Disclaimer: 1. All dimensions are in metric, measured to wall finishes. 2. All materials, dimensions & drawings are approximate. 3. Information is subject to change without notice, at developer's absolute discretion. 4. Actual area may vary from the stated area. 5. Drawing are not to scale. 6. All images used are for illustrative purpose only and do not represent the actual size, features, specifications, fittings and furnishings. 7. The developer reserves the right to make revisions/ alterations, at its absolute discretion, without any liability whatsoever.

1 BEDROOM APARTMENT

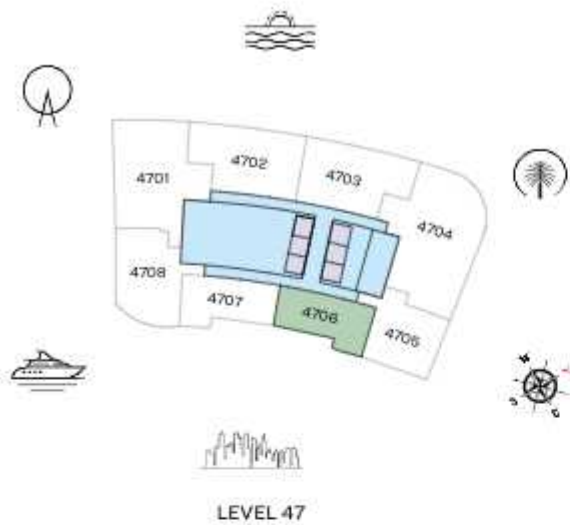
TYPE A (with powder room + balcony)

TOTAL SALEABLE AREA

SUITE = 843.35 SQ.FT.

BALCONY = 68.24 SQ.FT.

TOTAL = 911.59 SQ.FT.



UNIT



List of unit numbers with this unit plan:

VIEWS

Marina, Marina Skyline

4706

Disclaimer: 1. All dimensions are in metric, measured to wall finishes. 2. All materials, dimensions & drawings are approximate. 3. Information is subject to change without notice, at developer's absolute discretion. 4. Actual area may vary from the stated area. 5. Drawing are not to scale. 6. All images used are for illustrative purpose only and do not represent the actual size, features, specifications, fittings and furnishings. 7. The developer reserves the right to make revisions/ alterations, at its absolute discretion, without any liability whatsoever.

1 BEDROOM APARTMENT

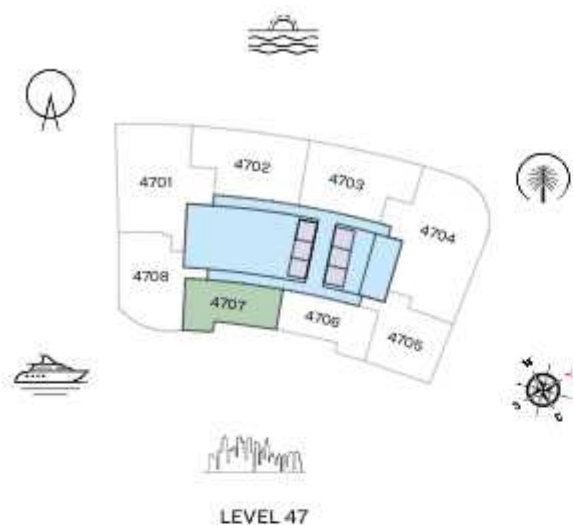
TYPE B (with powder room + balcony)

TOTAL SALEABLE AREA

SUITE = 841.63 SQ.FT.

BALCONY = 66.09 SQ.FT.

TOTAL = 907.72 SQ.FT.



UNIT



List of unit numbers with this unit plan:

VIEWS

Marina, Marina Skyline
4707

Disclaimer: 1. All dimensions are in metric, measured to wall finishes. 2. All materials, dimensions & drawings are approximate. 3. Information is subject to change without notice, at developer's absolute discretion. 4. Actual area may vary from the stated area. 5. Drawing are not to scale. 6. All images used are for illustrative purpose only and do not represent the actual size, features, specifications, fittings and furnishings. 7. The developer reserves the right to make revisions/ alterations, at its absolute discretion, without any liability whatsoever.

1 BEDROOM APARTMENT

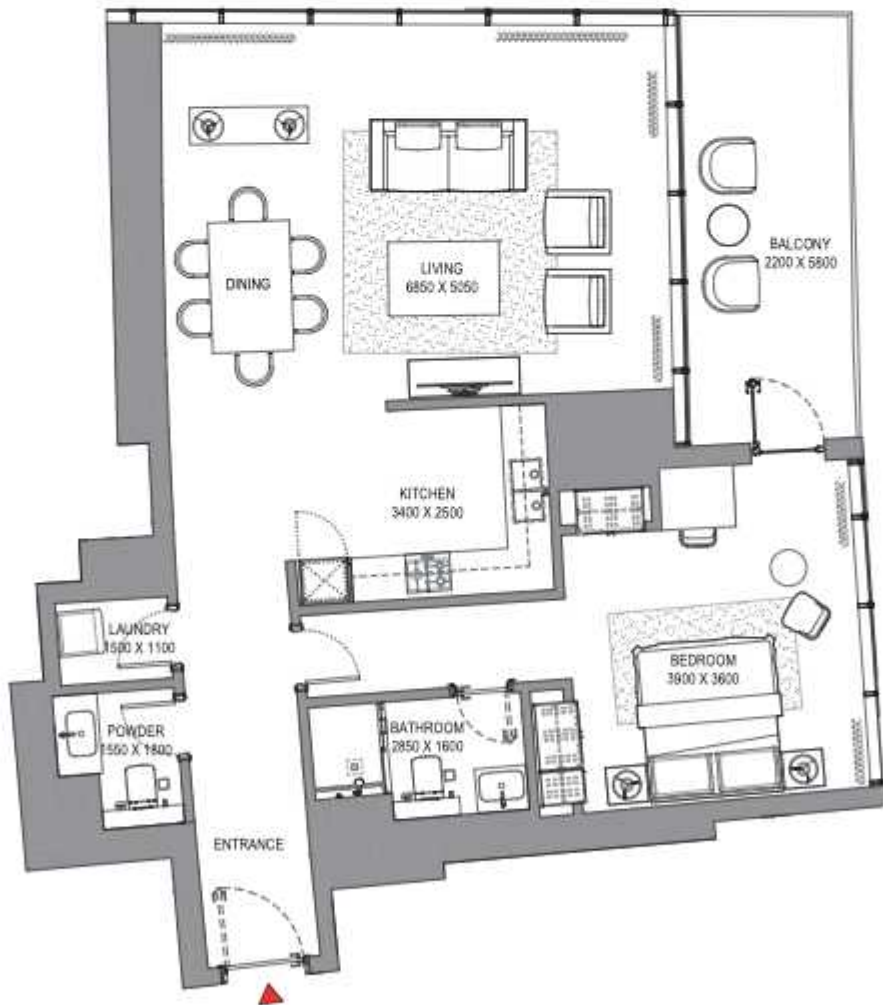
TYPE C (with powder room + balcony)

TOTAL SALEABLE AREA

SUITE = 1,065.09 SQ.FT.

BALCONY = 147.04 SQ.FT.

TOTAL = 1,212.13 SQ.FT.



List of unit numbers with this unit plan:

VIEWS

Marina, Marina Skyline
4705


Disclaimer: 1. All dimensions are in metric, measured to wall finishes. 2. All materials, dimensions & drawings are approximate. 3. Information is subject to change without notice, at developer's absolute discretion. 4. Actual area may vary from the stated area. 5. Drawing are not to scale. 6. All images used are for illustrative purpose only and do not represent the actual size, features, specifications, fittings and furnishings. 7. The developer reserves the right to make revisions/ alterations, at its absolute discretion, without any liability whatsoever.



BUY | SELL | RENT | PROPERTY MANAGEMENT SERVICES

GET IN TOUCH WITH US

 **+971 56 818 8610**

 **info@homes4life.ae**

 **Head Office:**
Office 25 | Oasis Center | Sheikh Zayed Road | Dubai | +971 4 338 7300

 **Branch Office:**
Retail 1 | Safi Apartments | Town Square Dubai | Dubai | +971 4 398 1528