



NAD AL SHEBA

GARDENS

FLOOR PLANS

 MERAAS



NAD AL SHEBA GARDENS
PHASE 5

2-LEVEL TOWNHOUSE

NAD AL SHEBA
GARDENS

TH-1 - 3 BEDROOM - 6PLEX

(TH-1 - 3 BEDROOM - 6PLEX - END - 3BB (M))

TOTAL AREA = 258.35 SQM (2,780.86 SQFT)



GROUND FLOOR

FIRST FLOOR

Disclaimer: Plans, details and unit orientation included are indicative only and are subject to change by the developer/seller at its sole discretion without notice and/or liability. All images, including swimming pools and landscape features, interior and exterior features, finishes, furnishings, view and scale are illustrative only. Final areas, orientation, dimensions, layout and materials may differ from those stated. Swimming pools and landscape features are not included and are the responsibility of the end user.

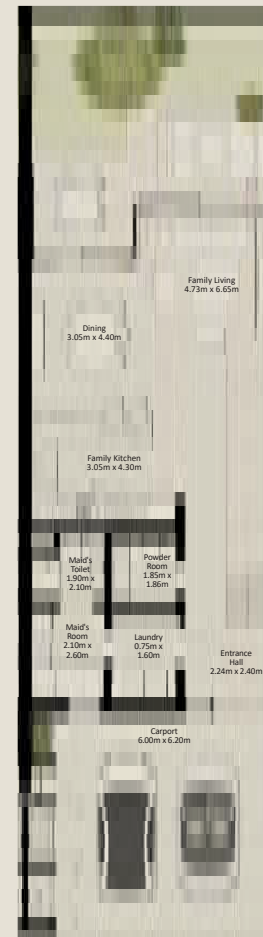
2-LEVEL TOWNHOUSE

NAD AL SHEBA
GARDENS

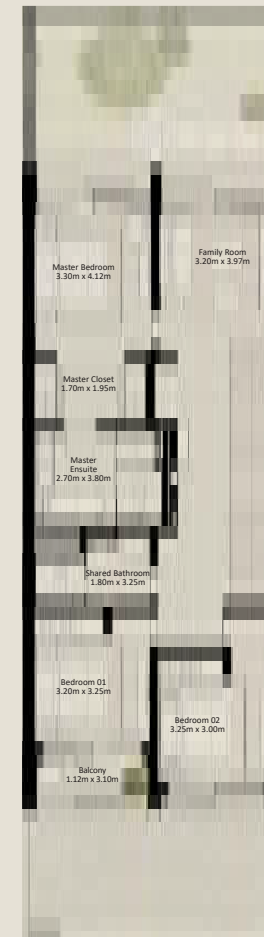
TH-1 - 3 BEDROOM - 6PLEX

(TH-1 - 3 BEDROOM - 6PLEX - MIDDLE - 3BA)

TOTAL AREA = 261.39 SQM (2,813.58 SQFT)



GROUND FLOOR



FIRST FLOOR

Disclaimer: Plans, details and unit orientation included are indicative only and are subject to change by the developer/seller at its sole discretion without notice and/or liability. All images, including swimming pools and landscape features, interior and exterior features, finishes, furnishings, view and scale are illustrative only. Final areas, orientation, dimensions, layout and materials may differ from those stated. Swimming pools and landscape features are not included and are the responsibility of the end user.

2-LEVEL TOWNHOUSE

NAD AL SHEBA
GARDENS

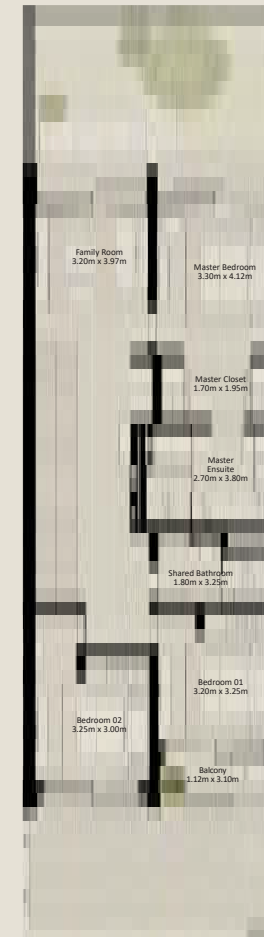
TH-1 - 3 BEDROOM - 6PLEX

(TH-1 - 3 BEDROOM - 6PLEX - MIDDLE - 3BA (M))

TOTAL AREA = 261.39 SQM (2,813.58 SQFT)



GROUND FLOOR



FIRST FLOOR

Disclaimer: Plans, details and unit orientation included are indicative only and are subject to change by the developer/seller at its sole discretion without notice and/or liability. All images, including swimming pools and landscape features, interior and exterior features, finishes, furnishings, view and scale are illustrative only. Final areas, orientation, dimensions, layout and materials may differ from those stated. Swimming pools and landscape features are not included and are the responsibility of the end user.

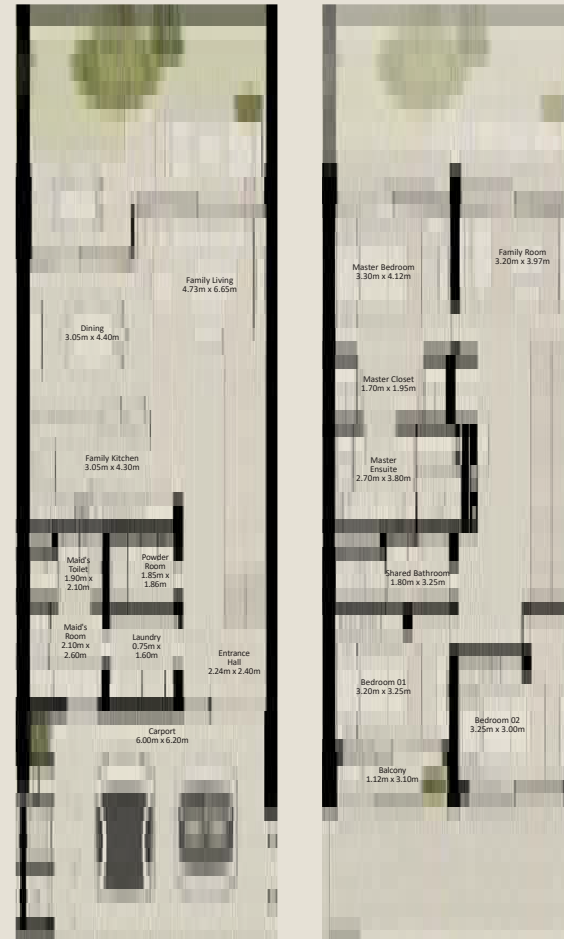
2-LEVEL TOWNHOUSE

NAD AL SHEBA
GARDENS

TH-1 - 3 BEDROOM - 6PLEX

(TH-1 - 3 BEDROOM - 6PLEX - MIDDLE - 3BA)

TOTAL AREA = 261.39 SQM (2,813.58 SQFT)



GROUND FLOOR

FIRST FLOOR

Disclaimer: Plans, details and unit orientation included are indicative only and are subject to change by the developer/seller at its sole discretion without notice and/or liability. All images, including swimming pools and landscape features, interior and exterior features, finishes, furnishings, view and scale are illustrative only. Final areas, orientation, dimensions, layout and materials may differ from those stated. Swimming pools and landscape features are not included and are the responsibility of the end user.


2-LEVEL TOWNHOUSE

NAD AL SHEBA
GARDENS

TH-1 - 3 BEDROOM - 6PLEX

(TH-1 - 3 BEDROOM - 6PLEX - MIDDLE - 3BA (M))

TOTAL AREA = 261.39 SQM (2,813.58 SQFT)



GROUND FLOOR



FIRST FLOOR

Disclaimer: Plans, details and unit orientation included are indicative only and are subject to change by the developer/seller at its sole discretion without notice and/or liability. All images, including swimming pools and landscape features, interior and exterior features, finishes, furnishings, view and scale are illustrative only. Final areas, orientation, dimensions, layout and materials may differ from those stated. Swimming pools and landscape features are not included and are the responsibility of the end user.

2-LEVEL TOWNHOUSE

NAD AL SHEBA
GARDENS

TH-1 - 3 BEDROOM - 6PLEX

(TH-1 - 3 BEDROOM - 6PLEX - END - 3BB)

TOTAL AREA = 258.35 SQM (2,780.86 SQFT)



GROUND FLOOR



FIRST FLOOR

Disclaimer: Plans, details and unit orientation included are indicative only and are subject to change by the developer/seller at its sole discretion without notice and/or liability. All images, including swimming pools and landscape features, interior and exterior features, finishes, furnishings, view and scale are illustrative only. Final areas, orientation, dimensions, layout and materials may differ from those stated. Swimming pools and landscape features are not included and are the responsibility of the end user.

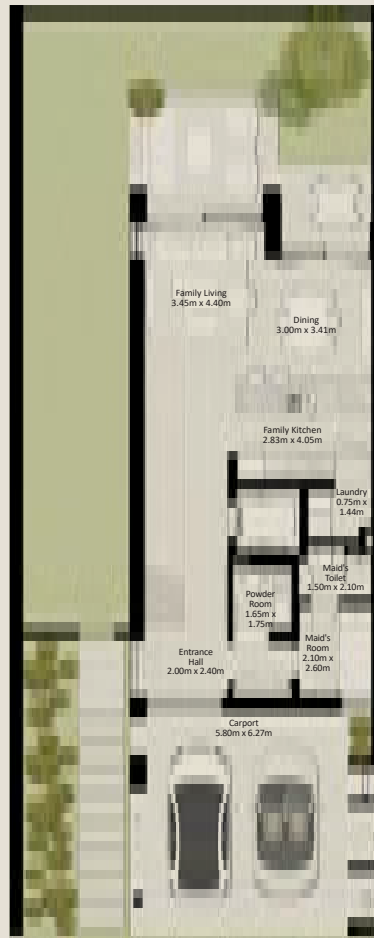
3-LEVEL TOWNHOUSE

NAD AL SHEBA
GARDENS

TH-2 - 3 BEDROOM - 6PLEX

(TH-2 - 3 BEDROOM - 6PLEX - END - 3BD (M))

TOTAL AREA = 304.12 SQM (3,273.52 SQFT)



GROUND FLOOR



FIRST FLOOR



SECOND FLOOR

Disclaimer: Plans, details and unit orientation included are indicative only and are subject to change by the developer/seller at its sole discretion without notice and/or liability. All images, including swimming pools and landscape features, interior and exterior features, finishes, furnishings, view and scale are illustrative only. Final areas, orientation, dimensions, layout and materials may differ from those stated. Swimming pools and landscape features are not included and are the responsibility of the end user.


3-LEVEL TOWNHOUSE

NAD AL SHEBA
GARDENS

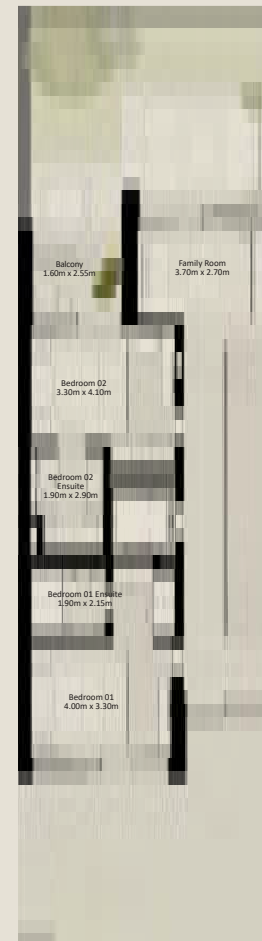
TH-2 - 3 BEDROOM - 6PLEX

(TH-2 - 3 BEDROOM - 6PLEX - MIDDLE - 3BC)


TOTAL AREA = 310.08 SQM (3,337.67 SQFT)



GROUND FLOOR



FIRST FLOOR



SECOND FLOOR

Disclaimer: Plans, details and unit orientation included are indicative only and are subject to change by the developer/seller at its sole discretion without notice and/or liability. All images, including swimming pools and landscape features, interior and exterior features, finishes, furnishings, view and scale are illustrative only. Final areas, orientation, dimensions, layout and materials may differ from those stated. Swimming pools and landscape features are not included and are the responsibility of the end user.

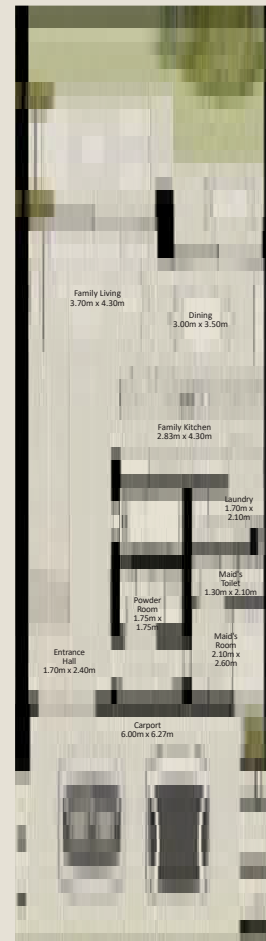
3-LEVEL TOWNHOUSE

NAD AL SHEBA
GARDENS

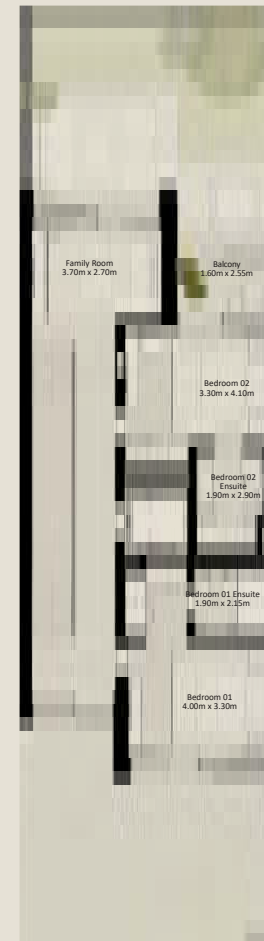
TH-2 - 3 BEDROOM - 6PLEX

(TH-2 - 3 BEDROOM - 6PLEX - MIDDLE - 3BC (M))

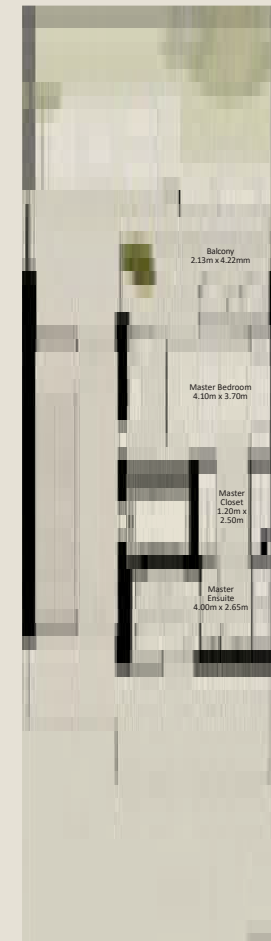
TOTAL AREA = 310.08 SQM (3,337.67 SQFT)



GROUND FLOOR



FIRST FLOOR



SECOND FLOOR

Disclaimer: Plans, details and unit orientation included are indicative only and are subject to change by the developer/seller at its sole discretion without notice and/or liability. All images, including swimming pools and landscape features, interior and exterior features, finishes, furnishings, view and scale are illustrative only. Final areas, orientation, dimensions, layout and materials may differ from those stated. Swimming pools and landscape features are not included and are the responsibility of the end user.


3-LEVEL TOWNHOUSE

NAD AL SHEBA
GARDENS

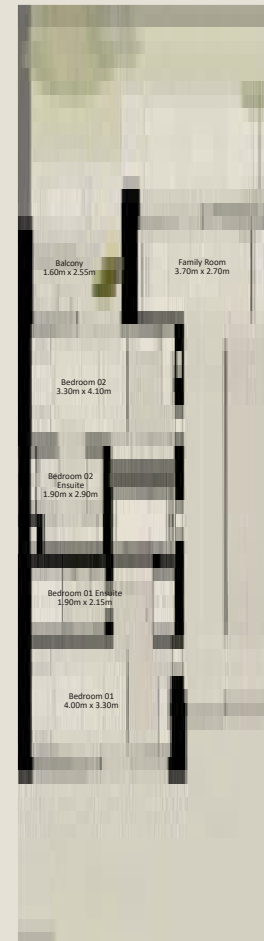
TH-2 - 3 BEDROOM - 6PLEX

(TH-2 - 3 BEDROOM - 6PLEX - MIDDLE - 3BC)

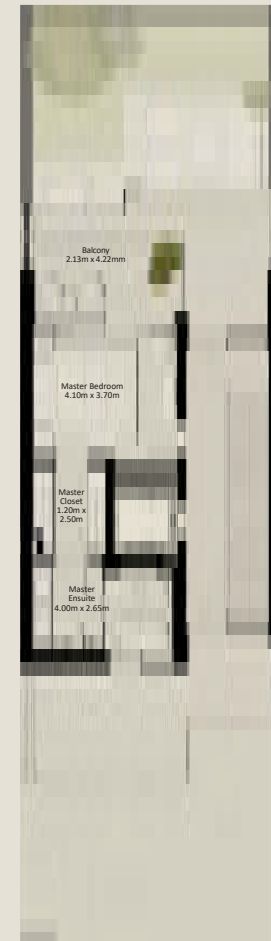
TOTAL AREA = 310.08 SQM (3,337.67 SQFT)



GROUND FLOOR



FIRST FLOOR



SECOND FLOOR

Disclaimer: Plans, details and unit orientation included are indicative only and are subject to change by the developer/seller at its sole discretion without notice and/or liability. All images, including swimming pools and landscape features, interior and exterior features, finishes, furnishings, view and scale are illustrative only. Final areas, orientation, dimensions, layout and materials may differ from those stated. Swimming pools and landscape features are not included and are the responsibility of the end user.

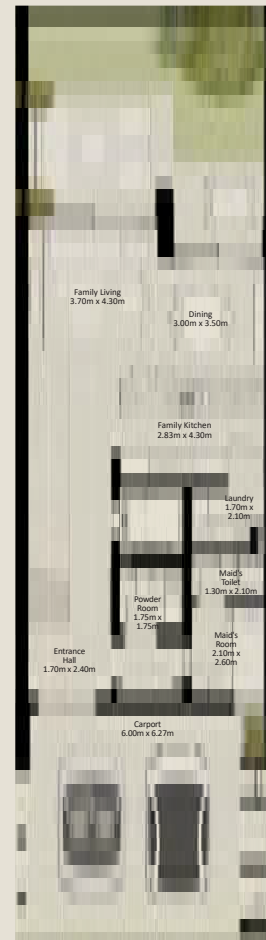

3-LEVEL TOWNHOUSE

NAD AL SHEBA
GARDENS

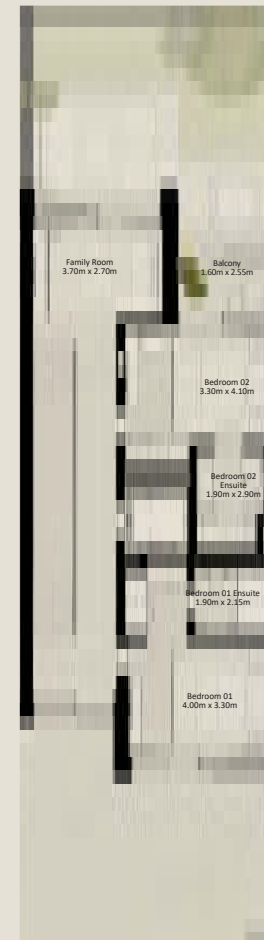
TH-2 - 3 BEDROOM - 6PLEX

(TH-2 - 3 BEDROOM - 6PLEX - MIDDLE - 3BC (M))

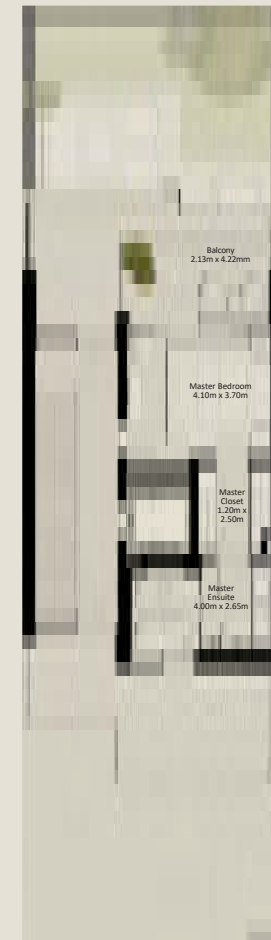
TOTAL AREA = 310.08 SQM (3,337.67 SQFT)



GROUND FLOOR



FIRST FLOOR



SECOND FLOOR

Disclaimer: Plans, details and unit orientation included are indicative only and are subject to change by the developer/seller at its sole discretion without notice and/or liability. All images, including swimming pools and landscape features, interior and exterior features, finishes, furnishings, view and scale are illustrative only. Final areas, orientation, dimensions, layout and materials may differ from those stated. Swimming pools and landscape features are not included and are the responsibility of the end user.

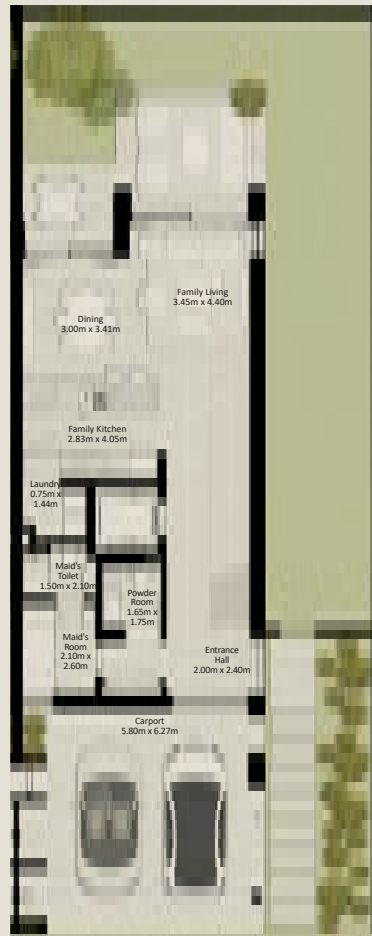
3-LEVEL TOWNHOUSE

NAD AL SHEBA
GARDENS

TH-2 - 3 BEDROOM - 6PLEX

(TH-2 - 3 BEDROOM - 6PLEX - END - 3BD)

TOTAL AREA = 304.12 SQM (3,273.52 SQFT)



GROUND FLOOR



FIRST FLOOR



SECOND FLOOR

Disclaimer: Plans, details and unit orientation included are indicative only and are subject to change by the developer/seller at its sole discretion without notice and/or liability. All images, including swimming pools and landscape features, interior and exterior features, finishes, furnishings, view and scale are illustrative only. Final areas, orientation, dimensions, layout and materials may differ from those stated. Swimming pools and landscape features are not included and are the responsibility of the end user.

3-LEVEL TOWNHOUSE

NAD AL SHEBA
GARDENS

TH-3 - 3 BEDROOM - 4PLEX

(TH-3 - 3 BEDROOM - 4PLEX - END - 3BD (M))

TOTAL AREA = 304.12 SQM (3,273.52 SQFT)



GROUND FLOOR

FIRST FLOOR

SECOND FLOOR

Disclaimer: Plans, details and unit orientation included are indicative only and are subject to change by the developer/seller at its sole discretion without notice and/or liability. All images, including swimming pools and landscape features, interior and exterior features, finishes, furnishings, view and scale are illustrative only. Final areas, orientation, dimensions, layout and materials may differ from those stated. Swimming pools and landscape features are not included and are the responsibility of the end user.

3-LEVEL TOWNHOUSE

NAD AL SHEBA
GARDENS

TH-3 - 3 BEDROOM - 4PLEX

(TH-3 - 3 BEDROOM - 4PLEX - MIDDLE - 3BC)

TOTAL AREA = 310.08 SQM (3,337.67 SQFT)



GROUND FLOOR

FIRST FLOOR

SECOND FLOOR



Disclaimer: Plans, details and unit orientation included are indicative only and are subject to change by the developer/seller at its sole discretion without notice and/or liability. All images, including swimming pools and landscape features, interior and exterior features, finishes, furnishings, view and scale are illustrative only. Final areas, orientation, dimensions, layout and materials may differ from those stated. Swimming pools and landscape features are not included and are the responsibility of the end user.


3-LEVEL TOWNHOUSE

NAD AL SHEBA
GARDENS

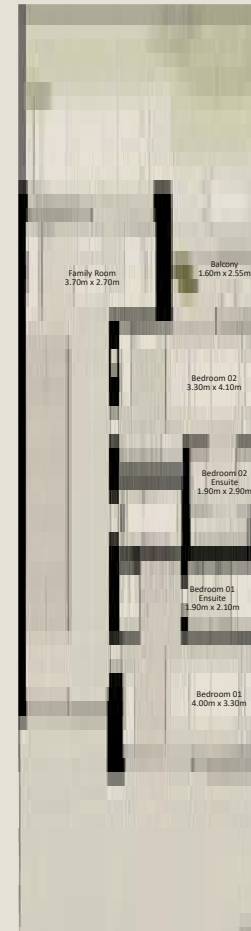
TH-3 - 3 BEDROOM - 4PLEX

(TH-3 - 3 BEDROOM - 4PLEX - MIDDLE - 3BC (M))


TOTAL AREA = 310.08 SQM (3,337.67 SQFT)



GROUND FLOOR



FIRST FLOOR



SECOND FLOOR

Disclaimer: Plans, details and unit orientation included are indicative only and are subject to change by the developer/seller at its sole discretion without notice and/or liability. All images, including swimming pools and landscape features, interior and exterior features, finishes, furnishings, view and scale are illustrative only. Final areas, orientation, dimensions, layout and materials may differ from those stated. Swimming pools and landscape features are not included and are the responsibility of the end user.

3-LEVEL TOWNHOUSE

NAD AL SHEBA
GARDENS

TH-3 - 3 BEDROOM - 4PLEX

(TH-3 - 3 BEDROOM - 4PLEX - END - 3BD)

TOTAL AREA = 304.12 SQM (3,273.52 SQFT)



GROUND FLOOR

FIRST FLOOR

SECOND FLOOR

Disclaimer: Plans, details and unit orientation included are indicative only and are subject to change by the developer/seller at its sole discretion without notice and/or liability. All images, including swimming pools and landscape features, interior and exterior features, finishes, furnishings, view and scale are illustrative only. Final areas, orientation, dimensions, layout and materials may differ from those stated. Swimming pools and landscape features are not included and are the responsibility of the end user.

3-LEVEL TOWNHOUSE

NAD AL SHEBA
GARDENS

TH-4 - 3 BEDROOM - 6 PLEX

(TH-4 - 3 BEDROOM - 6 PLEX - END - 3BD (M))

TOTAL AREA = 304.12 SQM (3,273.52 SQFT)



GROUND FLOOR

FIRST FLOOR

SECOND FLOOR

Disclaimer: Plans, details and unit orientation included are indicative only and are subject to change by the developer/seller at its sole discretion without notice and/or liability. All images, including swimming pools and landscape features, interior and exterior features, finishes, furnishings, view and scale are illustrative only. Final areas, orientation, dimensions, layout and materials may differ from those stated. Swimming pools and landscape features are not included and are the responsibility of the end user.




3-LEVEL TOWNHOUSE

NAD AL SHEBA
GARDENS

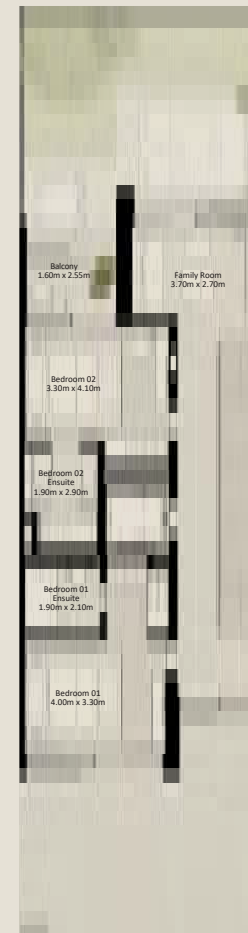
TH-4 - 3 BEDROOM - 6PLEX

(TH-4 - 3 BEDROOM - 6PLEX - MIDDLE - 3BC)


TOTAL AREA = 310.08 SQM (3,337.67 SQFT)



GROUND FLOOR



FIRST FLOOR



SECOND FLOOR



Disclaimer: Plans, details and unit orientation included are indicative only and are subject to change by the developer/seller at its sole discretion without notice and/or liability. All images, including swimming pools and landscape features, interior and exterior features, finishes, furnishings, view and scale are illustrative only. Final areas, orientation, dimensions, layout and materials may differ from those stated. Swimming pools and landscape features are not included and are the responsibility of the end user.

3-LEVEL TOWNHOUSE

NAD AL SHEBA
GARDENS

TH-4 - 3 BEDROOM - 6PLEX

(TH-4 - 3 BEDROOM - 6PLEX - MIDDLE - 3BC (M))

TOTAL AREA = 310.08 SQM (3,337.67 SQFT)



Disclaimer: Plans, details and unit orientation included are indicative only and are subject to change by the developer/seller at its sole discretion without notice and/or liability. All images, including swimming pools and landscape features, interior and exterior features, finishes, furnishings, view and scale are illustrative only. Final areas, orientation, dimensions, layout and materials may differ from those stated. Swimming pools and landscape features are not included and are the responsibility of the end user.


3-LEVEL TOWNHOUSE

NAD AL SHEBA
GARDENS

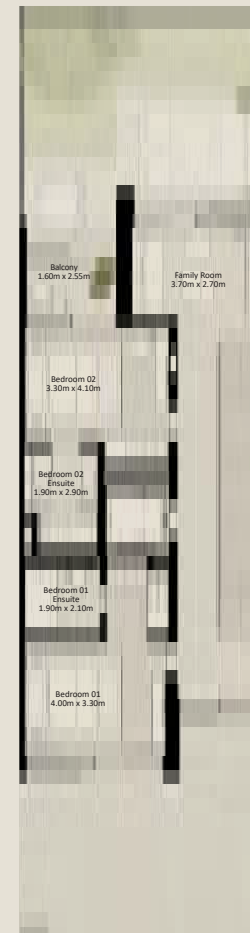
TH-4 - 3 BEDROOM - 6PLEX

(TH-4 - 3 BEDROOM - 6PLEX - MIDDLE - 3BC)


TOTAL AREA = 310.08 SQM (3,337.67 SQFT)



GROUND FLOOR



FIRST FLOOR



SECOND FLOOR



Disclaimer: Plans, details and unit orientation included are indicative only and are subject to change by the developer/seller at its sole discretion without notice and/or liability. All images, including swimming pools and landscape features, interior and exterior features, finishes, furnishings, view and scale are illustrative only. Final areas, orientation, dimensions, layout and materials may differ from those stated. Swimming pools and landscape features are not included and are the responsibility of the end user.

3-LEVEL TOWNHOUSE

NAD AL SHEBA
GARDENS

TH-4 - 3 BEDROOM - 6PLEX

(TH-4 - 3 BEDROOM - 6PLEX - MIDDLE - 3BC (M))

TOTAL AREA = 310.08 SQM (3,337.67 SQFT)



GROUND FLOOR

FIRST FLOOR

SECOND FLOOR

Disclaimer: Plans, details and unit orientation included are indicative only and are subject to change by the developer/seller at its sole discretion without notice and/or liability. All images, including swimming pools and landscape features, interior and exterior features, finishes, furnishings, view and scale are illustrative only. Final areas, orientation, dimensions, layout and materials may differ from those stated. Swimming pools and landscape features are not included and are the responsibility of the end user.

3-LEVEL TOWNHOUSE

NAD AL SHEBA
GARDENS

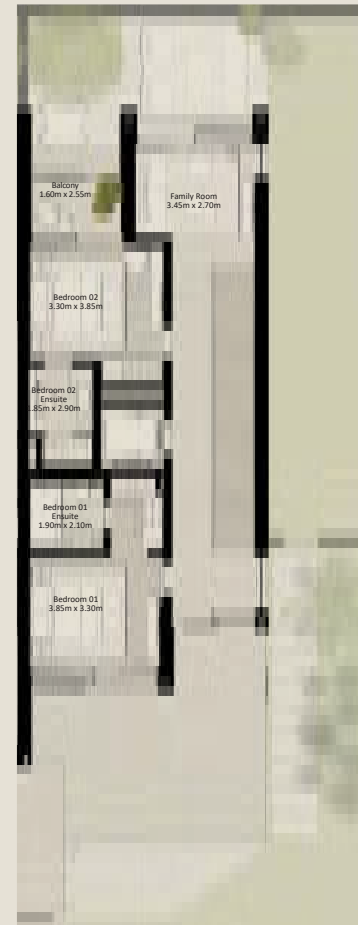
TH-4 - 3 BEDROOM - 6PLEX

(TH-4 - 3 BEDROOM - 6PLEX - END - 3BD)

TOTAL AREA = 304.12 SQM (3,273.52 SQFT)



GROUND FLOOR



FIRST FLOOR



SECOND FLOOR

Disclaimer: Plans, details and unit orientation included are indicative only and are subject to change by the developer/seller at its sole discretion without notice and/or liability. All images, including swimming pools and landscape features, interior and exterior features, finishes, furnishings, view and scale are illustrative only. Final areas, orientation, dimensions, layout and materials may differ from those stated. Swimming pools and landscape features are not included and are the responsibility of the end user.

4-BEDROOM VILLA LARGE

NAD AL SHEBA
GARDENS

4 BEDROOM VILLA - LARGE 4BR - L

TOTAL AREA = 458.49 SQM (4,935.15 SQFT)



GROUND FLOOR



FIRST FLOOR



SECOND FLOOR

Disclaimer: Plans, details and unit orientation included are indicative only and are subject to change by the developer/seller at its sole discretion without notice and/or liability. All images, including swimming pools and landscape features, interior and exterior features, finishes, furnishings, view and scale are illustrative only. Final areas, orientation, dimensions, layout and materials may differ from those stated. Swimming pools and landscape features are not included and are the responsibility of the end user.

4-BEDROOM VILLA LARGE

NAD AL SHEBA
GARDENS

4 BEDROOM VILLA - LARGE 4BR - L (M)

TOTAL AREA = 458.49 SQM (4,935.15 SQFT)



GROUND FLOOR



FIRST FLOOR



SECOND FLOOR

Disclaimer: Plans, details and unit orientation included are indicative only and are subject to change by the developer/seller at its sole discretion without notice and/or liability. All images, including swimming pools and landscape features, interior and exterior features, finishes, furnishings, view and scale are illustrative only. Final areas, orientation, dimensions, layout and materials may differ from those stated. Swimming pools and landscape features are not included and are the responsibility of the end user.

5-BEDROOM VILLA MEDIUM

NAD AL SHEBA
GARDENS

5 BEDROOM VILLA - MEDIUM 5BR - M

TOTAL AREA = 510.30 SQM (5,492.82 SQFT)



GROUND FLOOR



FIRST FLOOR



SECOND FLOOR

Disclaimer: Plans, details and unit orientation included are indicative only and are subject to change by the developer/seller at its sole discretion without notice and/or liability. All images, including swimming pools and landscape features, interior and exterior features, finishes, furnishings, view and scale are illustrative only. Final areas, orientation, dimensions, layout and materials may differ from those stated. Swimming pools and landscape features are not included and are the responsibility of the end user.

5-BEDROOM VILLA MEDIUM

NAD AL SHEBA
GARDENS

5 BEDROOM VILLA - MEDIUM 5BR - M (M)

TOTAL AREA = 510.30 SQM (5,492.82 SQFT)



GROUND FLOOR



FIRST FLOOR



SECOND FLOOR

Disclaimer: Plans, details and unit orientation included are indicative only and are subject to change by the developer/seller at its sole discretion without notice and/or liability. All images, including swimming pools and landscape features, interior and exterior features, finishes, furnishings, view and scale are illustrative only. Final areas, orientation, dimensions, layout and materials may differ from those stated. Swimming pools and landscape features are not included and are the responsibility of the end user.

5-BEDROOM VILLA LARGE

NAD AL SHEBA
GARDENS

5 BEDROOM VILLA - LARGE 5BR - L

TOTAL AREA = 550.82 SQM (5,928.98 SQFT)



GROUND FLOOR

FIRST FLOOR

SECOND FLOOR

Disclaimer: Plans, details and unit orientation included are indicative only and are subject to change by the developer/seller at its sole discretion without notice and/or liability. All images, including swimming pools and landscape features, interior and exterior features, finishes, furnishings, view and scale are illustrative only. Final areas, orientation, dimensions, layout and materials may differ from those stated. Swimming pools and landscape features are not included and are the responsibility of the end user.

5-BEDROOM VILLA LARGE

NAD AL SHEBA
GARDENS

5 BEDROOM VILLA - LARGE 5BR - L (M)

TOTAL AREA = 550.82 SQM (5,928.98 SQFT)



GROUND FLOOR



FIRST FLOOR



SECOND FLOOR

Disclaimer: Plans, details and unit orientation included are indicative only and are subject to change by the developer/seller at its sole discretion without notice and/or liability. All images, including swimming pools and landscape features, interior and exterior features, finishes, furnishings, view and scale are illustrative only. Final areas, orientation, dimensions, layout and materials may differ from those stated. Swimming pools and landscape features are not included and are the responsibility of the end user.

6-BEDROOM VILLA MEDIUM

NAD AL SHEBA
GARDENS

6 BEDROOM VILLA - MEDIUM 6BR - M

TOTAL AREA = 612.90 SQM (6,597.20 SQFT)



GROUND FLOOR



FIRST FLOOR



SECOND FLOOR

Disclaimer: Plans, details and unit orientation included are indicative only and are subject to change by the developer/seller at its sole discretion without notice and/or liability. All images, including swimming pools and landscape features, interior and exterior features, finishes, furnishings, view and scale are illustrative only. Final areas, orientation, dimensions, layout and materials may differ from those stated. Swimming pools and landscape features are not included and are the responsibility of the end user.

6-BEDROOM VILLA MEDIUM

NAD AL SHEBA
GARDENS

6 BEDROOM VILLA - MEDIUM 6BR - M (M)

TOTAL AREA = 612.90 SQM (6,597.20 SQFT)



GROUND FLOOR



FIRST FLOOR



SECOND FLOOR

Disclaimer: Plans, details and unit orientation included are indicative only and are subject to change by the developer/seller at its sole discretion without notice and/or liability. All images, including swimming pools and landscape features, interior and exterior features, finishes, furnishings, view and scale are illustrative only. Final areas, orientation, dimensions, layout and materials may differ from those stated. Swimming pools and landscape features are not included and are the responsibility of the end user.

6-BEDROOM VILLA LARGE

NAD AL SHEBA
GARDENS

6 BEDROOM VILLA - LARGE 6BR - L

TOTAL AREA = 661.50 SQM (7,120.33 SQFT)



GROUND FLOOR



FIRST FLOOR



SECOND FLOOR

Disclaimer: Plans, details and unit orientation included are indicative only and are subject to change by the developer/seller at its sole discretion without notice and/or liability. All images, including swimming pools and landscape features, interior and exterior features, finishes, furnishings, view and scale are illustrative only. Final areas, orientation, dimensions, layout and materials may differ from those stated. Swimming pools and landscape features are not included and are the responsibility of the end user.

6-BEDROOM VILLA LARGE

NAD AL SHEBA
GARDENS

6 BEDROOM VILLA - LARGE 6BR - L (M)

TOTAL AREA = 661.50 SQM (7,120.33 SQFT)



GROUND FLOOR



FIRST FLOOR



SECOND FLOOR

Disclaimer: Plans, details and unit orientation included are indicative only and are subject to change by the developer/seller at its sole discretion without notice and/or liability. All images, including swimming pools and landscape features, interior and exterior features, finishes, furnishings, view and scale are illustrative only. Final areas, orientation, dimensions, layout and materials may differ from those stated. Swimming pools and landscape features are not included and are the responsibility of the end user.

7-BEDROOM VILLA LARGE

NAD AL SHEBA
GARDENS

7 BEDROOM VILLA - LARGE 7BR - L

TOTAL AREA = 800.35 SQM (8,614.90 SQFT)



GROUND FLOOR



FIRST FLOOR



SECOND FLOOR

Disclaimer: Plans, details and unit orientation included are indicative only and are subject to change by the developer/seller at its sole discretion without notice and/or liability. All images, including swimming pools and landscape features, interior and exterior features, finishes, furnishings, view and scale are illustrative only. Final areas, orientation, dimensions, layout and materials may differ from those stated. Swimming pools and landscape features are not included and are the responsibility of the end user.

7-BEDROOM VILLA LARGE

NAD AL SHEBA
GARDENS

7 BEDROOM VILLA - LARGE 7BR - L (M)

TOTAL AREA = 800.35 SQM (8,614.90 SQFT)



GROUND FLOOR



FIRST FLOOR



SECOND FLOOR

Disclaimer: Plans, details and unit orientation included are indicative only and are subject to change by the developer/seller at its sole discretion without notice and/or liability. All images, including swimming pools and landscape features, interior and exterior features, finishes, furnishings, view and scale are illustrative only. Final areas, orientation, dimensions, layout and materials may differ from those stated. Swimming pools and landscape features are not included and are the responsibility of the end user.



NAD AL SHEBA GARDENS
PHASE 6

2-LEVEL TOWNHOUSE

NAD AL SHEBA
GARDENS

TH-1 - 3 BEDROOM - 6PLEX

(TH-1 - 3 BEDROOM - 6PLEX - END - 3BB (M))

TOTAL AREA = 258.35 SQM (2,780.86 SQFT)



GROUND FLOOR

FIRST FLOOR



Disclaimer: Plans, details and unit orientation included are indicative only and are subject to change by the developer/seller at its sole discretion without notice and/or liability. All images, including swimming pools and landscape features, interior and exterior features, finishes, furnishings, view and scale are illustrative only. Final areas, orientation, dimensions, layout and materials may differ from those stated. Swimming pools and landscape features are not included and are the responsibility of the end user.

2-LEVEL TOWNHOUSE

NAD AL SHEBA
GARDENS

TH-1 - 3 BEDROOM - 6PLEX

(TH-1 - 3 BEDROOM - 6PLEX - MIDDLE - 3BA)

TOTAL AREA = 261.39 SQM (2,813.58 SQFT)



GROUND FLOOR

FIRST FLOOR

Disclaimer: Plans, details and unit orientation included are indicative only and are subject to change by the developer/seller at its sole discretion without notice and/or liability. All images, including swimming pools and landscape features, interior and exterior features, finishes, furnishings, view and scale are illustrative only. Final areas, orientation, dimensions, layout and materials may differ from those stated. Swimming pools and landscape features are not included and are the responsibility of the end user.


2-LEVEL TOWNHOUSE

NAD AL SHEBA
GARDENS

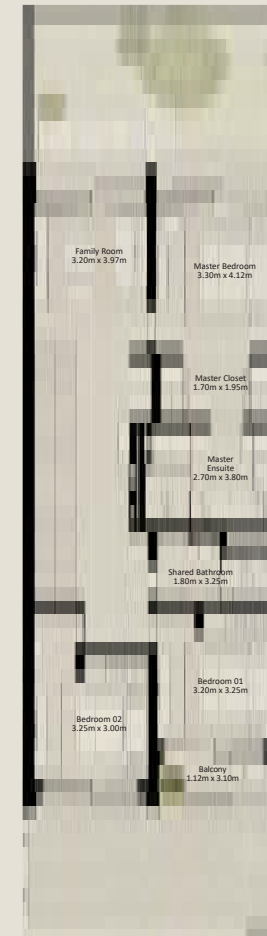
TH-1 - 3 BEDROOM - 6PLEX

(TH-1 - 3 BEDROOM - 6PLEX - MIDDLE - 3BA (M))

TOTAL AREA = 261.39 SQM (2,813.58 SQFT)



GROUND FLOOR



FIRST FLOOR

Disclaimer: Plans, details and unit orientation included are indicative only and are subject to change by the developer/seller at its sole discretion without notice and/or liability. All images, including swimming pools and landscape features, interior and exterior features, finishes, furnishings, view and scale are illustrative only. Final areas, orientation, dimensions, layout and materials may differ from those stated. Swimming pools and landscape features are not included and are the responsibility of the end user.

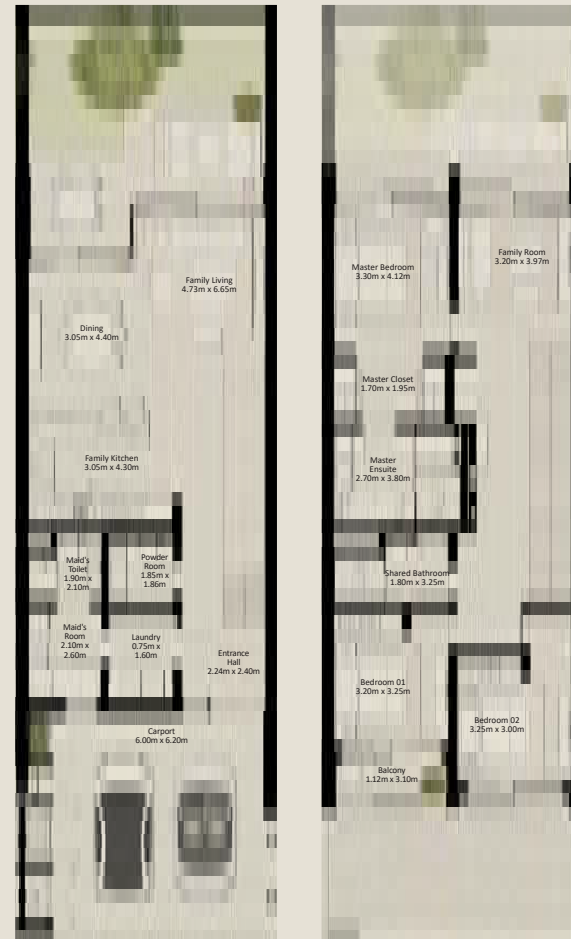
2-LEVEL TOWNHOUSE

NAD AL SHEBA
GARDENS

TH-1 - 3 BEDROOM - 6PLEX

(TH-1 - 3 BEDROOM - 6PLEX - MIDDLE - 3BA)

TOTAL AREA = 261.39 SQM (2,813.58 SQFT)



GROUND FLOOR

FIRST FLOOR

Disclaimer: Plans, details and unit orientation included are indicative only and are subject to change by the developer/seller at its sole discretion without notice and/or liability. All images, including swimming pools and landscape features, interior and exterior features, finishes, furnishings, view and scale are illustrative only. Final areas, orientation, dimensions, layout and materials may differ from those stated. Swimming pools and landscape features are not included and are the responsibility of the end user.


2-LEVEL TOWNHOUSE

NAD AL SHEBA
GARDENS

TH-1 - 3 BEDROOM - 6PLEX

(TH-1 - 3 BEDROOM - 6PLEX - MIDDLE - 3BA (M))

TOTAL AREA = 261.39 SQM (2,813.58 SQFT)



GROUND FLOOR



FIRST FLOOR

Disclaimer: Plans, details and unit orientation included are indicative only and are subject to change by the developer/seller at its sole discretion without notice and/or liability. All images, including swimming pools and landscape features, interior and exterior features, finishes, furnishings, view and scale are illustrative only. Final areas, orientation, dimensions, layout and materials may differ from those stated. Swimming pools and landscape features are not included and are the responsibility of the end user.

2-LEVEL TOWNHOUSE

NAD AL SHEBA
GARDENS

TH-1 - 3 BEDROOM - 6PLEX

(TH-1 - 3 BEDROOM - 6PLEX - END - 3BB)

TOTAL AREA = 258.35 SQM (2,780.86 SQFT)



GROUND FLOOR

FIRST FLOOR

Disclaimer: Plans, details and unit orientation included are indicative only and are subject to change by the developer/seller at its sole discretion without notice and/or liability. All images, including swimming pools and landscape features, interior and exterior features, finishes, furnishings, view and scale are illustrative only. Final areas, orientation, dimensions, layout and materials may differ from those stated. Swimming pools and landscape features are not included and are the responsibility of the end user.

3-LEVEL TOWNHOUSE

NAD AL SHEBA
GARDENS

TH-2 - 3 BEDROOM - 6PLEX

(TH-2 - 3 BEDROOM - 6PLEX - END - 3BD (M))

TOTAL AREA = 304.12 SQM (3,273.52 SQFT)



GROUND FLOOR

FIRST FLOOR

SECOND FLOOR

Disclaimer: Plans, details and unit orientation included are indicative only and are subject to change by the developer/seller at its sole discretion without notice and/or liability. All images, including swimming pools and landscape features, interior and exterior features, finishes, furnishings, view and scale are illustrative only. Final areas, orientation, dimensions, layout and materials may differ from those stated. Swimming pools and landscape features are not included and are the responsibility of the end user.


3-LEVEL TOWNHOUSE

NAD AL SHEBA
GARDENS

TH-2 - 3 BEDROOM - 6PLEX

(TH-2 - 3 BEDROOM - 6PLEX - MIDDLE - 3BC)

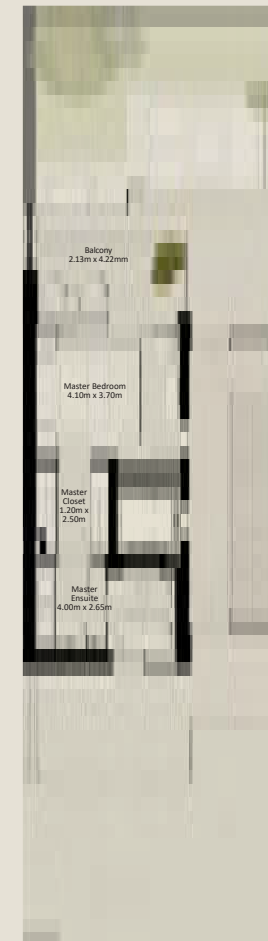
TOTAL AREA = 310.08 SQM (3,337.67 SQFT)



GROUND FLOOR



FIRST FLOOR



SECOND FLOOR

Disclaimer: Plans, details and unit orientation included are indicative only and are subject to change by the developer/seller at its sole discretion without notice and/or liability. All images, including swimming pools and landscape features, interior and exterior features, finishes, furnishings, view and scale are illustrative only. Final areas, orientation, dimensions, layout and materials may differ from those stated. Swimming pools and landscape features are not included and are the responsibility of the end user.

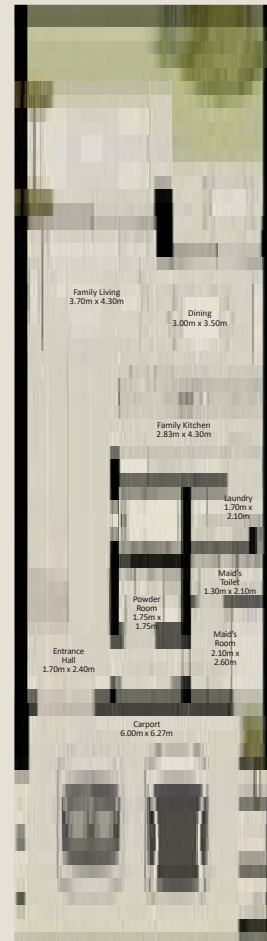
3-LEVEL TOWNHOUSE

NAD AL SHEBA
GARDENS

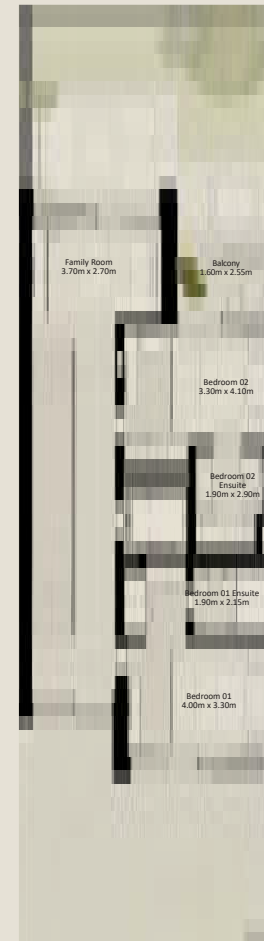
TH-2 - 3 BEDROOM - 6PLEX

(TH-2 - 3 BEDROOM - 6PLEX - MIDDLE - 3BC (M))

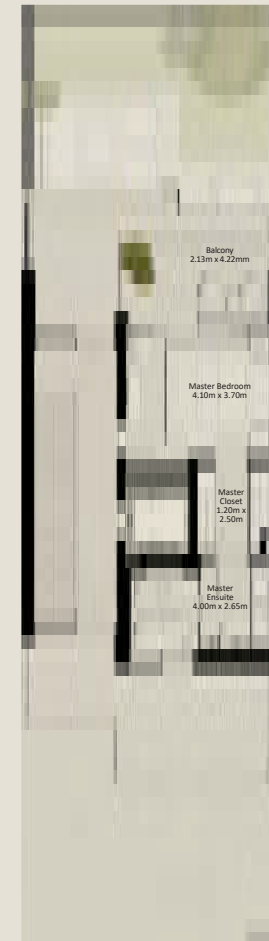
TOTAL AREA = 310.08 SQM (3,337.67 SQFT)



GROUND FLOOR



FIRST FLOOR



SECOND FLOOR

Disclaimer: Plans, details and unit orientation included are indicative only and are subject to change by the developer/seller at its sole discretion without notice and/or liability. All images, including swimming pools and landscape features, interior and exterior features, finishes, furnishings, view and scale are illustrative only. Final areas, orientation, dimensions, layout and materials may differ from those stated. Swimming pools and landscape features are not included and are the responsibility of the end user.


3-LEVEL TOWNHOUSE

NAD AL SHEBA
GARDENS

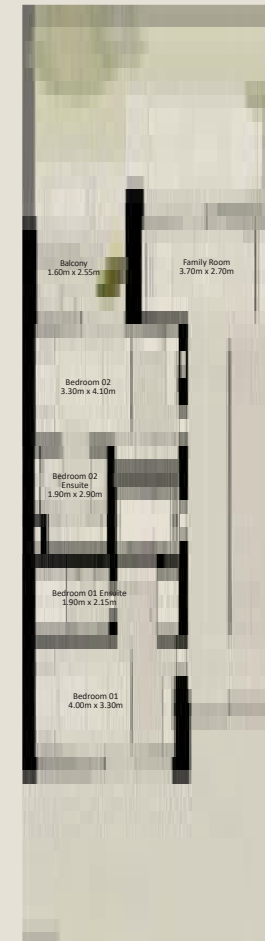
TH-2 - 3 BEDROOM - 6PLEX

(TH-2 - 3 BEDROOM - 6PLEX - MIDDLE - 3BC)

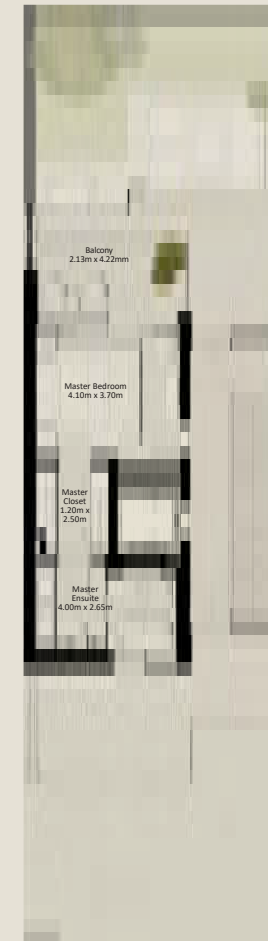
TOTAL AREA = 310.08 SQM (3,337.67 SQFT)



GROUND FLOOR



FIRST FLOOR



SECOND FLOOR



Disclaimer: Plans, details and unit orientation included are indicative only and are subject to change by the developer/seller at its sole discretion without notice and/or liability. All images, including swimming pools and landscape features, interior and exterior features, finishes, furnishings, view and scale are illustrative only. Final areas, orientation, dimensions, layout and materials may differ from those stated. Swimming pools and landscape features are not included and are the responsibility of the end user.



3-LEVEL TOWNHOUSE

NAD AL SHEBA
GARDENS

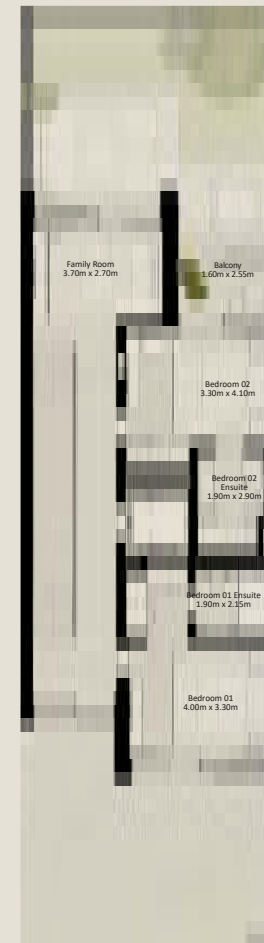
TH-2 - 3 BEDROOM - 6PLEX

(TH-2 - 3 BEDROOM - 6PLEX - MIDDLE - 3BC (M))

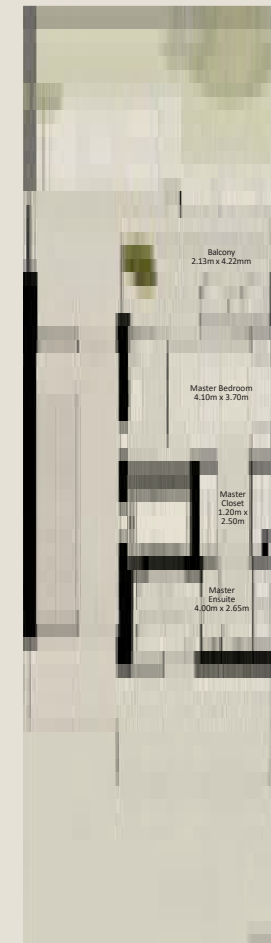
TOTAL AREA = 310.08 SQM (3,337.67 SQFT)



GROUND FLOOR



FIRST FLOOR



SECOND FLOOR

Disclaimer: Plans, details and unit orientation included are indicative only and are subject to change by the developer/seller at its sole discretion without notice and/or liability. All images, including swimming pools and landscape features, interior and exterior features, finishes, furnishings, view and scale are illustrative only. Final areas, orientation, dimensions, layout and materials may differ from those stated. Swimming pools and landscape features are not included and are the responsibility of the end user.

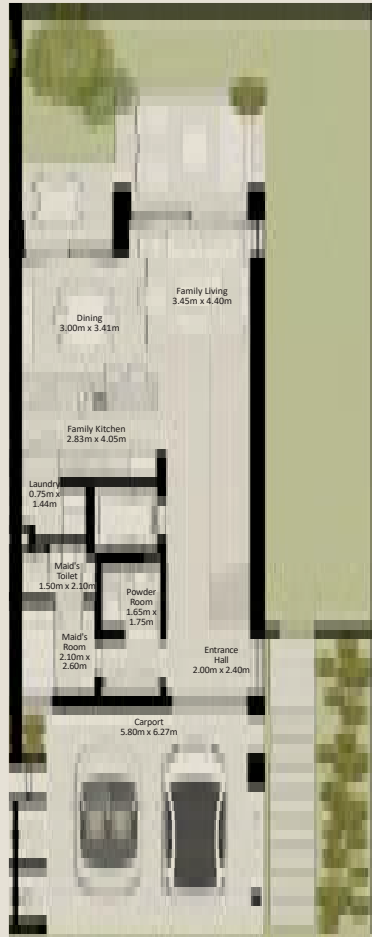
3-LEVEL TOWNHOUSE

NAD AL SHEBA
GARDENS

TH-2 - 3 BEDROOM - 6PLEX

(TH-2 - 3 BEDROOM - 6PLEX - END - 3BD)

TOTAL AREA = 304.12 SQM (3,273.52 SQFT)



GROUND FLOOR



FIRST FLOOR



SECOND FLOOR

Disclaimer: Plans, details and unit orientation included are indicative only and are subject to change by the developer/seller at its sole discretion without notice and/or liability. All images, including swimming pools and landscape features, interior and exterior features, finishes, furnishings, view and scale are illustrative only. Final areas, orientation, dimensions, layout and materials may differ from those stated. Swimming pools and landscape features are not included and are the responsibility of the end user.

3-LEVEL TOWNHOUSE

NAD AL SHEBA
GARDENS

TH-3 - 3 BEDROOM - 4PLEX

(TH-3 - 3 BEDROOM - 4PLEX - END - 3BD (M))

TOTAL AREA = 304.12 SQM (3,273.52 SQFT)



GROUND FLOOR

FIRST FLOOR

SECOND FLOOR

Disclaimer: Plans, details and unit orientation included are indicative only and are subject to change by the developer/seller at its sole discretion without notice and/or liability. All images, including swimming pools and landscape features, interior and exterior features, finishes, furnishings, view and scale are illustrative only. Final areas, orientation, dimensions, layout and materials may differ from those stated. Swimming pools and landscape features are not included and are the responsibility of the end user.


3-LEVEL TOWNHOUSE

NAD AL SHEBA
GARDENS

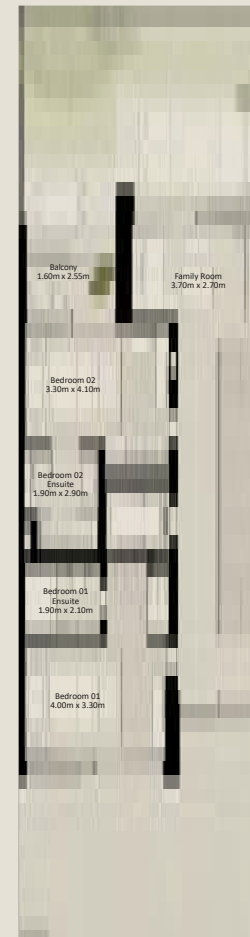
TH-3 - 3 BEDROOM - 4PLEX

(TH-3 - 3 BEDROOM - 4PLEX - MIDDLE - 3BC)

TOTAL AREA = 310.08 SQM (3,337.67 SQFT)



GROUND FLOOR



FIRST FLOOR



SECOND FLOOR



Disclaimer: Plans, details and unit orientation included are indicative only and are subject to change by the developer/seller at its sole discretion without notice and/or liability. All images, including swimming pools and landscape features, interior and exterior features, finishes, furnishings, view and scale are illustrative only. Final areas, orientation, dimensions, layout and materials may differ from those stated. Swimming pools and landscape features are not included and are the responsibility of the end user.

3-LEVEL TOWNHOUSE

NAD AL SHEBA
GARDENS

TH-3 - 3 BEDROOM - 4PLEX

(TH-3 - 3 BEDROOM - 4PLEX - MIDDLE - 3BC (M))

TOTAL AREA = 310.08 SQM (3,337.67 SQFT)



Disclaimer: Plans, details and unit orientation included are indicative only and are subject to change by the developer/seller at its sole discretion without notice and/or liability. All images, including swimming pools and landscape features, interior and exterior features, finishes, furnishings, view and scale are illustrative only. Final areas, orientation, dimensions, layout and materials may differ from those stated. Swimming pools and landscape features are not included and are the responsibility of the end user.

3-LEVEL TOWNHOUSE

NAD AL SHEBA
GARDENS

TH-3 - 3 BEDROOM - 4PLEX

(TH-3 - 3 BEDROOM - 4PLEX - END - 3BD)

TOTAL AREA = 304.12 SQM (3,273.52 SQFT)



GROUND FLOOR

FIRST FLOOR

SECOND FLOOR

Disclaimer: Plans, details and unit orientation included are indicative only and are subject to change by the developer/seller at its sole discretion without notice and/or liability. All images, including swimming pools and landscape features, interior and exterior features, finishes, furnishings, view and scale are illustrative only. Final areas, orientation, dimensions, layout and materials may differ from those stated. Swimming pools and landscape features are not included and are the responsibility of the end user.

3-LEVEL TOWNHOUSE

NAD AL SHEBA
GARDENS


TH-5 - 3 BEDROOM - 6PLEX

(TH-5 - 3 BEDROOM - 6PLEX - END - 3BD (M))

TOTAL AREA = 304.12 SQM (3,273.52 SQFT)



GROUND FLOOR



FIRST FLOOR



SECOND FLOOR

Disclaimer: Plans, details and unit orientation included are indicative only and are subject to change by the developer/seller at its sole discretion without notice and/or liability. All images, including swimming pools and landscape features, interior and exterior features, finishes, furnishings, view and scale are illustrative only. Final areas, orientation, dimensions, layout and materials may differ from those stated. Swimming pools and landscape features are not included and are the responsibility of the end user.

3-LEVEL TOWNHOUSE

NAD AL SHEBA
GARDENS

TH-5 - 3 BEDROOM - 6PLEX

(TH-5 - 3 BEDROOM - 6PLEX - MIDDLE - 3BC)

TOTAL AREA = 309.99 SQM (3,336.70 SQFT)



Disclaimer: Plans, details and unit orientation included are indicative only and are subject to change by the developer/seller at its sole discretion without notice and/or liability. All images, including swimming pools and landscape features, interior and exterior features, finishes, furnishings, view and scale are illustrative only. Final areas, orientation, dimensions, layout and materials may differ from those stated. Swimming pools and landscape features are not included and are the responsibility of the end user.

3-LEVEL TOWNHOUSE

NAD AL SHEBA
GARDENS

TH-5 - 3 BEDROOM - 6PLEX

(TH-5 - 3 BEDROOM - 6PLEX - MIDDLE - 3BC (M))

TOTAL AREA = 309.99 SQM (3,336.70 SQFT)



Disclaimer: Plans, details and unit orientation included are indicative only and are subject to change by the developer/seller at its sole discretion without notice and/or liability. All images, including swimming pools and landscape features, interior and exterior features, finishes, furnishings, view and scale are illustrative only. Final areas, orientation, dimensions, layout and materials may differ from those stated. Swimming pools and landscape features are not included and are the responsibility of the end user.

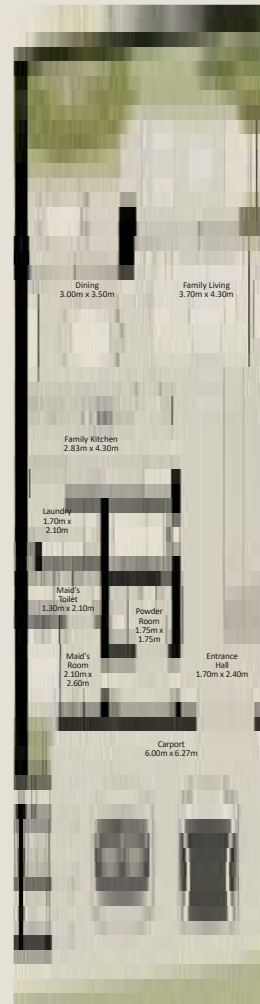
3-LEVEL TOWNHOUSE

NAD AL SHEBA
GARDENS

TH-5 - 3 BEDROOM - 6PLEX

(TH-5 - 3 BEDROOM - 6PLEX - MIDDLE - 3BC)

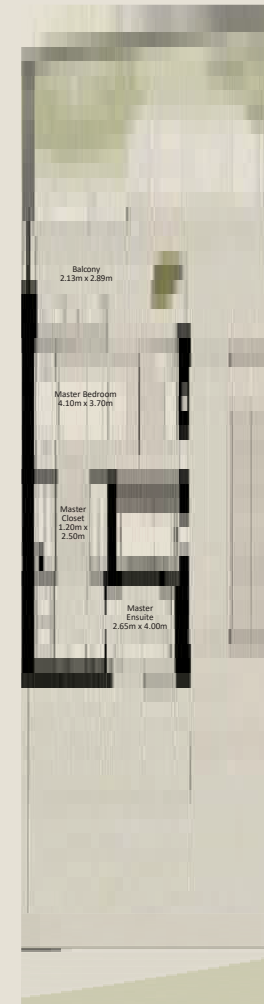
TOTAL AREA = 309.99 SQM (3,336.70 SQFT)



GROUND FLOOR



FIRST FLOOR



SECOND FLOOR



Disclaimer: Plans, details and unit orientation included are indicative only and are subject to change by the developer/seller at its sole discretion without notice and/or liability. All images, including swimming pools and landscape features, interior and exterior features, finishes, furnishings, view and scale are illustrative only. Final areas, orientation, dimensions, layout and materials may differ from those stated. Swimming pools and landscape features are not included and are the responsibility of the end user.

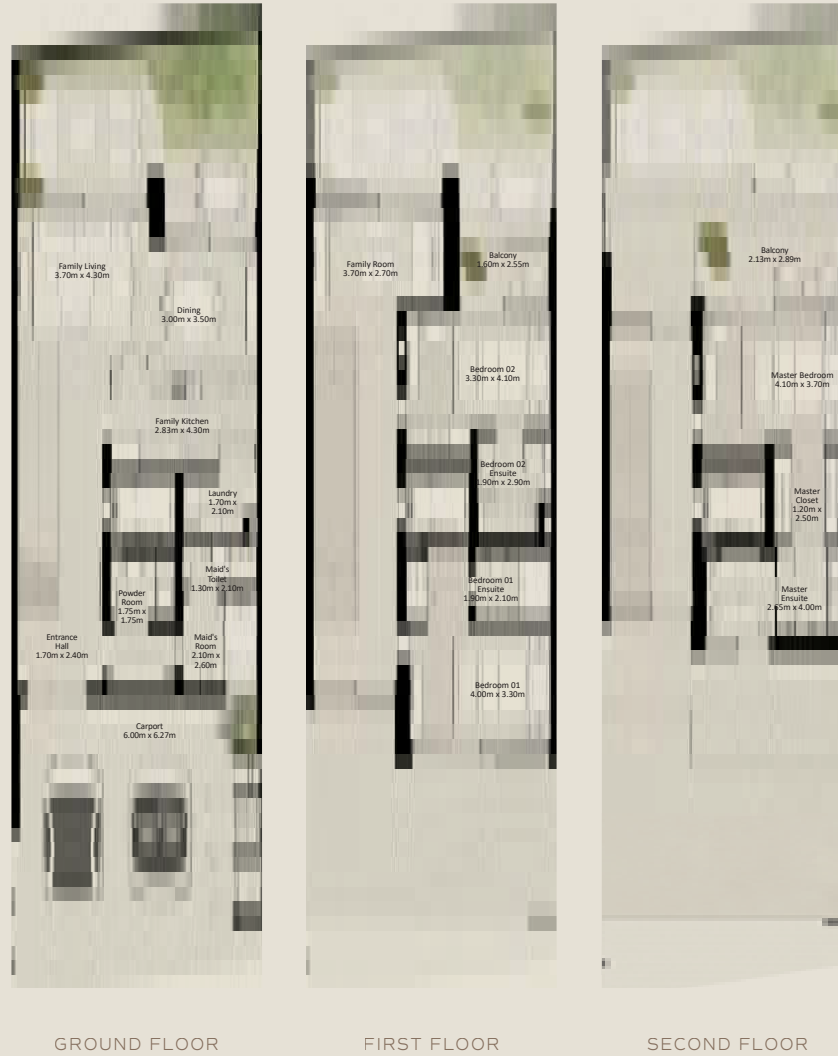
3-LEVEL TOWNHOUSE

NAD AL SHEBA
GARDENS

TH-5 - 3 BEDROOM - 6PLEX

(TH-5 - 3 BEDROOM - 6PLEX - MIDDLE - 3BC (M))

TOTAL AREA = 309.99 SQM (3,336.70 SQFT)



Disclaimer: Plans, details and unit orientation included are indicative only and are subject to change by the developer/seller at its sole discretion without notice and/or liability. All images, including swimming pools and landscape features, interior and exterior features, finishes, furnishings, view and scale are illustrative only. Final areas, orientation, dimensions, layout and materials may differ from those stated. Swimming pools and landscape features are not included and are the responsibility of the end user.

3-LEVEL TOWNHOUSE

NAD AL SHEBA
GARDENS

TH-5 - 3 BEDROOM - 6PLEX

(TH-5 - 3 BEDROOM - 6PLEX - END - 3BD)

TOTAL AREA = 304.12 SQM (3,273.52 SQFT)



Disclaimer: Plans, details and unit orientation included are indicative only and are subject to change by the developer/seller at its sole discretion without notice and/or liability. All images, including swimming pools and landscape features, interior and exterior features, finishes, furnishings, view and scale are illustrative only. Final areas, orientation, dimensions, layout and materials may differ from those stated. Swimming pools and landscape features are not included and are the responsibility of the end user.

4-BEDROOM VILLA LARGE

NAD AL SHEBA
GARDENS

4 BEDROOM VILLA - LARGE 4BR - L

TOTAL AREA = 458.49 SQM (4,935.15 SQFT)



GROUND FLOOR



FIRST FLOOR



SECOND FLOOR

Disclaimer: Plans, details and unit orientation included are indicative only and are subject to change by the developer/seller at its sole discretion without notice and/or liability. All images, including swimming pools and landscape features, interior and exterior features, finishes, furnishings, view and scale are illustrative only. Final areas, orientation, dimensions, layout and materials may differ from those stated. Swimming pools and landscape features are not included and are the responsibility of the end user.

4-BEDROOM VILLA LARGE

NAD AL SHEBA
GARDENS

4 BEDROOM VILLA - LARGE 4BR - L (M)

TOTAL AREA = 458.49 SQM (4,935.15 SQFT)



GROUND FLOOR



FIRST FLOOR



SECOND FLOOR

Disclaimer: Plans, details and unit orientation included are indicative only and are subject to change by the developer/seller at its sole discretion without notice and/or liability. All images, including swimming pools and landscape features, interior and exterior features, finishes, furnishings, view and scale are illustrative only. Final areas, orientation, dimensions, layout and materials may differ from those stated. Swimming pools and landscape features are not included and are the responsibility of the end user.

5-BEDROOM VILLA MEDIUM

NAD AL SHEBA
GARDENS

5 BEDROOM VILLA - MEDIUM 5BR - M

TOTAL AREA = 510.30 SQM (5,492.82 SQFT)



GROUND FLOOR



FIRST FLOOR



SECOND FLOOR

Disclaimer: Plans, details and unit orientation included are indicative only and are subject to change by the developer/seller at its sole discretion without notice and/or liability. All images, including swimming pools and landscape features, interior and exterior features, finishes, furnishings, view and scale are illustrative only. Final areas, orientation, dimensions, layout and materials may differ from those stated. Swimming pools and landscape features are not included and are the responsibility of the end user.

5-BEDROOM VILLA MEDIUM

NAD AL SHEBA
GARDENS

5 BEDROOM VILLA - MEDIUM 5BR - M (M)

TOTAL AREA = 510.30 SQM (5,492.82 SQFT)



GROUND FLOOR



FIRST FLOOR



SECOND FLOOR

Disclaimer: Plans, details and unit orientation included are indicative only and are subject to change by the developer/seller at its sole discretion without notice and/or liability. All images, including swimming pools and landscape features, interior and exterior features, finishes, furnishings, view and scale are illustrative only. Final areas, orientation, dimensions, layout and materials may differ from those stated. Swimming pools and landscape features are not included and are the responsibility of the end user.

5-BEDROOM VILLA LARGE

NAD AL SHEBA
GARDENS

5 BEDROOM VILLA - LARGE 5BR - L

TOTAL AREA = 550.82 SQM (5,928.98 SQFT)



GROUND FLOOR



FIRST FLOOR



SECOND FLOOR

Disclaimer: Plans, details and unit orientation included are indicative only and are subject to change by the developer/seller at its sole discretion without notice and/or liability. All images, including swimming pools and landscape features, interior and exterior features, finishes, furnishings, view and scale are illustrative only. Final areas, orientation, dimensions, layout and materials may differ from those stated. Swimming pools and landscape features are not included and are the responsibility of the end user.

5-BEDROOM VILLA LARGE

NAD AL SHEBA
GARDENS

5 BEDROOM VILLA - LARGE 5BR - L (M)

TOTAL AREA = 550.82 SQM (5,928.98 SQFT)



GROUND FLOOR



FIRST FLOOR



SECOND FLOOR

Disclaimer: Plans, details and unit orientation included are indicative only and are subject to change by the developer/seller at its sole discretion without notice and/or liability. All images, including swimming pools and landscape features, interior and exterior features, finishes, furnishings, view and scale are illustrative only. Final areas, orientation, dimensions, layout and materials may differ from those stated. Swimming pools and landscape features are not included and are the responsibility of the end user.

 MERAAS

6-BEDROOM VILLA MEDIUM

NAD AL SHEBA
GARDENS

6 BEDROOM VILLA - MEDIUM 6BR - M

TOTAL AREA = 612.90 SQM (6,597.20 SQFT)



GROUND FLOOR



FIRST FLOOR



SECOND FLOOR

Disclaimer: Plans, details and unit orientation included are indicative only and are subject to change by the developer/seller at its sole discretion without notice and/or liability. All images, including swimming pools and landscape features, interior and exterior features, finishes, furnishings, view and scale are illustrative only. Final areas, orientation, dimensions, layout and materials may differ from those stated. Swimming pools and landscape features are not included and are the responsibility of the end user.

6-BEDROOM VILLA MEDIUM

NAD AL SHEBA
GARDENS

6 BEDROOM VILLA - MEDIUM 6BR - M (M)

TOTAL AREA = 612.90 SQM (6,597.20 SQFT)



GROUND FLOOR



FIRST FLOOR



SECOND FLOOR

Disclaimer: Plans, details and unit orientation included are indicative only and are subject to change by the developer/seller at its sole discretion without notice and/or liability. All images, including swimming pools and landscape features, interior and exterior features, finishes, furnishings, view and scale are illustrative only. Final areas, orientation, dimensions, layout and materials may differ from those stated. Swimming pools and landscape features are not included and are the responsibility of the end user.

6-BEDROOM VILLA LARGE

NAD AL SHEBA
GARDENS

6 BEDROOM VILLA - LARGE 6BR - L

TOTAL AREA = 661.50 SQM (7,120.33 SQFT)



GROUND FLOOR



FIRST FLOOR



SECOND FLOOR

Disclaimer: Plans, details and unit orientation included are indicative only and are subject to change by the developer/seller at its sole discretion without notice and/or liability. All images, including swimming pools and landscape features, interior and exterior features, finishes, furnishings, view and scale are illustrative only. Final areas, orientation, dimensions, layout and materials may differ from those stated. Swimming pools and landscape features are not included and are the responsibility of the end user.

6-BEDROOM VILLA LARGE

NAD AL SHEBA
GARDENS

6 BEDROOM VILLA - LARGE 6BR - L (M)

TOTAL AREA = 661.50 SQM (7,120.33 SQFT)



GROUND FLOOR



FIRST FLOOR



SECOND FLOOR

Disclaimer: Plans, details and unit orientation included are indicative only and are subject to change by the developer/seller at its sole discretion without notice and/or liability. All images, including swimming pools and landscape features, interior and exterior features, finishes, furnishings, view and scale are illustrative only. Final areas, orientation, dimensions, layout and materials may differ from those stated. Swimming pools and landscape features are not included and are the responsibility of the end user.

7-BEDROOM VILLA LARGE

NAD AL SHEBA
GARDENS

7 BEDROOM VILLA - LARGE 7BR - L

TOTAL AREA = 800.35 SQM (8,614.90 SQFT)



GROUND FLOOR



FIRST FLOOR



SECOND FLOOR

Disclaimer: Plans, details and unit orientation included are indicative only and are subject to change by the developer/seller at its sole discretion without notice and/or liability. All images, including swimming pools and landscape features, interior and exterior features, finishes, furnishings, view and scale are illustrative only. Final areas, orientation, dimensions, layout and materials may differ from those stated. Swimming pools and landscape features are not included and are the responsibility of the end user.

7-BEDROOM VILLA LARGE

NAD AL SHEBA
GARDENS

7 BEDROOM VILLA - LARGE 7BR - L (M)

TOTAL AREA = 800.35 SQM (8,614.90 SQFT)



GROUND FLOOR



FIRST FLOOR



SECOND FLOOR

Disclaimer: Plans, details and unit orientation included are indicative only and are subject to change by the developer/seller at its sole discretion without notice and/or liability. All images, including swimming pools and landscape features, interior and exterior features, finishes, furnishings, view and scale are illustrative only. Final areas, orientation, dimensions, layout and materials may differ from those stated. Swimming pools and landscape features are not included and are the responsibility of the end user.




BUY | SELL | RENT | PROPERTY MANAGEMENT SERVICES

GET IN TOUCH WITH US

 **+971 56 818 8610**

 **info@homes4life.ae**

 **Head Office:**
Office 25 | Oasis Center | Sheikh Zayed Road | Dubai | +971 4 338 7300

Branch Office:
Retail 1 | Safi Apartments | Town Square Dubai | Dubai | +971 4 398 1528