



CITY WALK
CRESTLANE

FLOOR PLANS

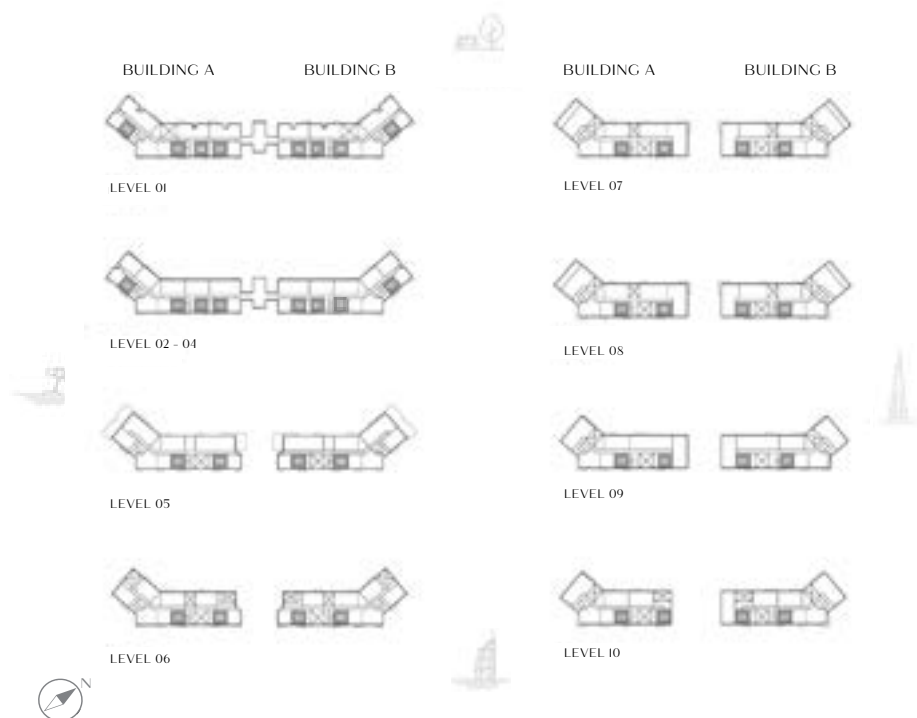
CRESTLANE I

1-BEDROOM



APARTMENT

I-BEDROOM TYPE A

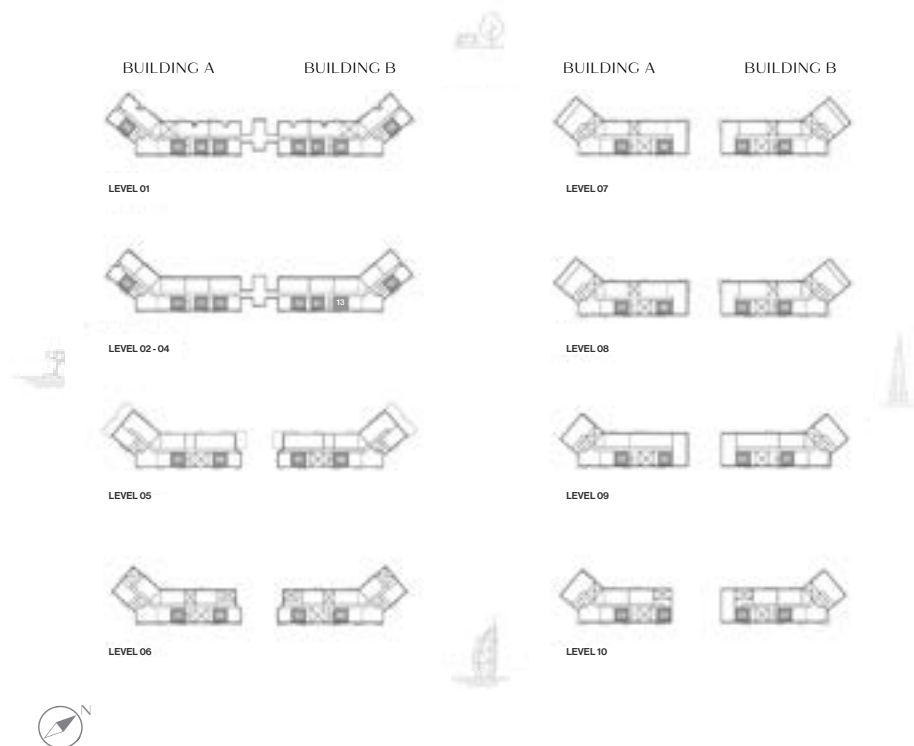


BUILDING	UNIT NUMBER	SUITE AREA		BALCONY AREA		TOTAL AREA	
		SQM	SQFT	SQM	SQFT	SQM	SQFT
I-Bedroom Type A							
A	108-213-313-413	69.46	747.66	6.33	68.14	75.79	815.80
	204	68.32	735.39	7.99	86.00	76.31	821.39
	304-404	68.32	735.39	8.00	86.11	76.32	821.50
	104	68.32	735.39	8.07	86.86	76.39	822.26
	101-201-301-401-501-601-701-801	68.71	739.59	7.72	83.10	76.43	822.69
	901-1001	68.71	739.59	8.38	90.20	77.09	829.79
I-Bedroom Type A (Mirrored)							
A	808	68.71	739.59	8.03	86.43	76.74	826.02
	107-212-312-412-509-609-708	68.71	739.59	8.10	87.19	76.81	826.78
	907	68.92	741.85	8.03	86.43	76.95	828.28
	1007	68.92	741.85	8.04	86.54	76.96	828.39



DISCLAIMER: PLANS, DETAILS AND UNIT ORIENTATION INCLUDED ARE INDICATIVE ONLY AND ARE SUBJECT TO CHANGE BY THE DEVELOPER/SELLER AT ITS SOLE DISCRETION WITHOUT NOTICE AND/OR LIABILITY. ALL IMAGES, INCLUDING FEATURES, FINISHES, FURNISHINGS, VIEW AND SCALE ARE ILLUSTRATIVE ONLY. FINAL AREAS, ORIENTATION, DIMENSIONS, LAYOUT AND MATERIALS MAY DIFFER FROM THOSE STATED.

I-BEDROOM TYPE A

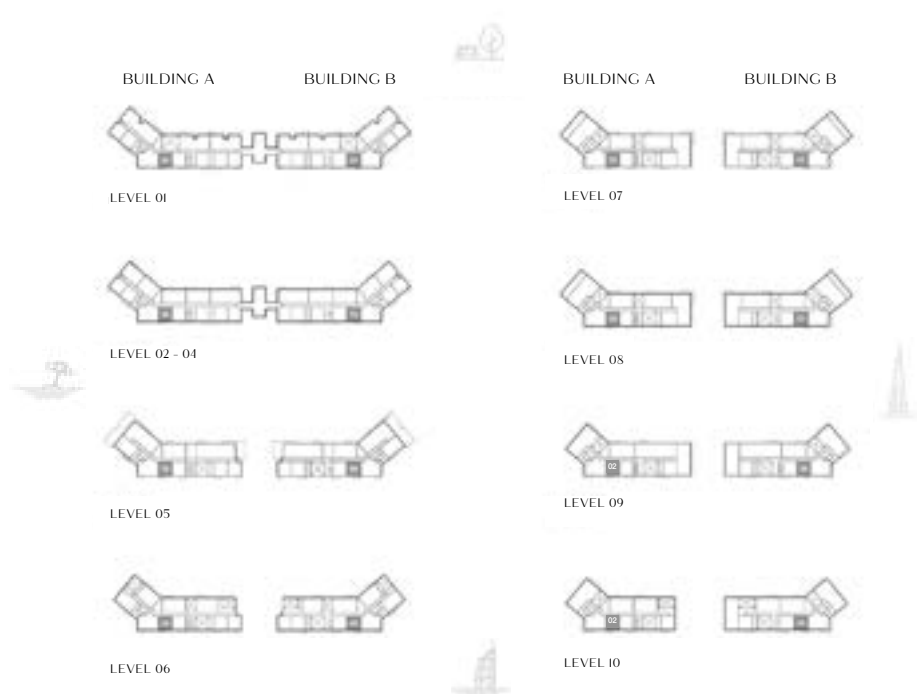


BUILDING	UNIT NUMBER	SUITE AREA		BALCONY AREA		TOTAL AREA	
		SQM	SQFT	SQM	SQFT	SQM	SQFT
I-Bedroom Type A							
B	801	68.71	739.59	8.03	86.43	76.74	826.02
	102-202-302-402-501-601-701	68.71	739.59	8.10	87.19	76.81	826.78
	901-1001	68.92	741.85	8.03	86.43	76.95	828.28
I-Bedroom Type A (Mirrored)							
B	101-201-301-401	69.46	747.66	6.33	68.14	75.79	815.80
	210	68.32	735.39	7.99	86.00	76.31	821.39
	310-410	68.32	735.39	8.00	86.11	76.32	821.50
	105	68.32	735.39	8.07	86.86	76.39	822.26
	108-213-313-413-509-609-708-808	68.71	739.59	7.72	83.10	76.43	822.69
	907-1007	68.71	739.59	8.38	90.20	77.09	829.79



DISCLAIMER: PLANS, DETAILS AND UNIT ORIENTATION INCLUDED ARE INDICATIVE ONLY AND ARE SUBJECT TO CHANGE BY THE DEVELOPER/SELLER AT ITS SOLE DISCRETION WITHOUT NOTICE AND/OR LIABILITY. ALL IMAGES, INCLUDING FEATURES, FINISHES, FURNISHINGS, VIEW AND SCALE ARE ILLUSTRATIVE ONLY. FINAL AREAS, ORIENTATION, DIMENSIONS, LAYOUT AND MATERIALS MAY DIFFER FROM THOSE STATED.

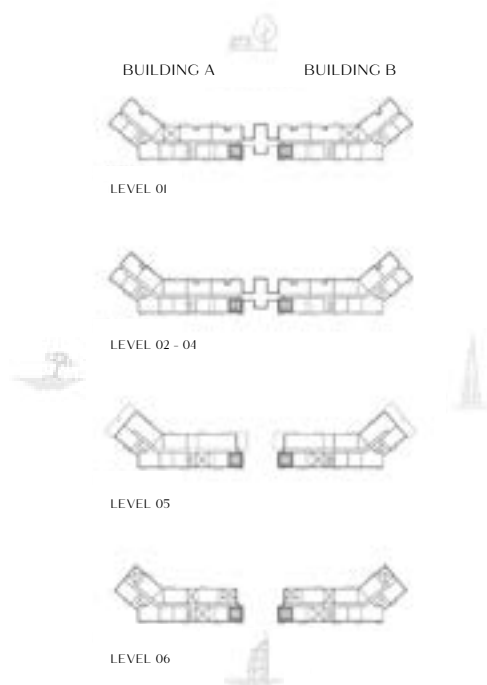
CITY WALK
CRESTLANE



BUILDING	UNIT NUMBER	SUITE AREA		BALCONY AREA		TOTAL AREA	
		SQM	SQFT	SQM	SQFT	SQM	SQFT
I-Bedroom Type B							
A	102-202-302-402-502-602-702-802	68.71	739.59	4.90	52.74	73.61	792.33
	902-1002	68.71	739.59	5.10	54.90	73.81	794.48
I-Bedroom Type B (Mirrored)							
B	107-212-312-412-508-608-707-807	68.71	739.59	4.90	52.74	73.61	792.33
	906-1006	68.71	739.59	5.10	54.90	73.81	794.48

DISCLAIMER: PLANS, DETAILS AND UNIT ORIENTATION INCLUDED ARE INDICATIVE ONLY AND ARE SUBJECT TO CHANGE BY THE DEVELOPER/SELLER AT ITS SOLE DISCRETION WITHOUT NOTICE AND/OR LIABILITY. ALL IMAGES, INCLUDING FEATURES, FINISHES, FURNISHINGS, VIEW AND SCALE ARE ILLUSTRATIVE ONLY. FINAL AREAS, ORIENTATION, DIMENSIONS, LAYOUT AND MATERIALS MAY DIFFER FROM THOSE STATED.

I-BEDROOM TYPE C

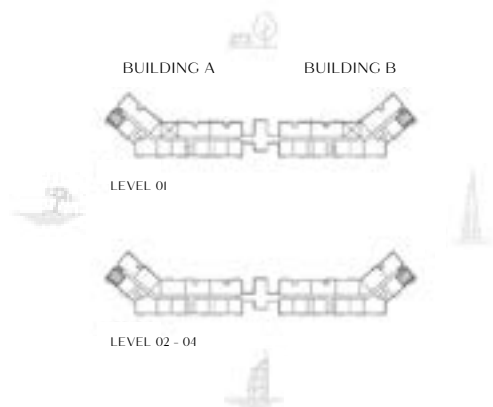


BUILDING	UNIT NUMBER	SUITE AREA		BALCONY AREA		TOTAL AREA	
		SQM	SQFT	SQM	SQFT	SQM	SQFT
I-Bedroom Type C							
A	106-311-411-508-608	68.45	736.79	4.81	51.77	73.26	788.56
	211	68.46	736.90	4.81	51.77	73.27	788.67
I-Bedroom Type C (Mirrored)							
B	103-303-403-502-602	68.45	736.79	4.81	51.77	73.26	788.56
	203	68.46	736.90	4.81	51.77	73.27	788.67



DISCLAIMER: PLANS, DETAILS AND UNIT ORIENTATION INCLUDED ARE INDICATIVE ONLY AND ARE SUBJECT TO CHANGE BY THE DEVELOPER/SELLER AT ITS SOLE DISCRETION WITHOUT NOTICE AND/OR LIABILITY. ALL IMAGES, INCLUDING FEATURES, FINISHES, FURNISHINGS, VIEW AND SCALE ARE ILLUSTRATIVE ONLY. FINAL AREAS, ORIENTATION, DIMENSIONS, LAYOUT AND MATERIALS MAY DIFFER FROM THOSE STATED.

CITY WALK
CRESTLANE




BUILDING	UNIT NUMBER	SUITE AREA		BALCONY AREA		TOTAL AREA	
		SQM	SQFT	SQM	SQFT	SQM	SQFT
I-Bedroom Type D							
A	105	72.29	778.12	4.81	51.77	77.10	829.90
	205	72.29	778.12	4.80	51.67	77.09	829.79
	305	72.28	778.02	4.80	51.67	77.08	829.68
	405	72.39	779.20	4.80	51.67	77.19	830.87
I-Bedroom Type D (Mirrored)							
B	209-309	72.29	778.12	4.80	51.67	77.09	829.79
	104	72.29	778.12	4.81	51.77	77.10	829.90
	409	72.40	779.31	4.80	51.67	77.20	830.97



DISCLAIMER: PLANS, DETAILS AND UNIT ORIENTATION INCLUDED ARE INDICATIVE ONLY AND ARE SUBJECT TO CHANGE BY THE DEVELOPER/SELLER AT ITS SOLE DISCRETION WITHOUT NOTICE AND/OR LIABILITY. ALL IMAGES, INCLUDING FEATURES, FINISHES, FURNISHINGS, VIEW AND SCALE ARE ILLUSTRATIVE ONLY. FINAL AREAS, ORIENTATION, DIMENSIONS, LAYOUT AND MATERIALS MAY DIFFER FROM THOSE STATED.

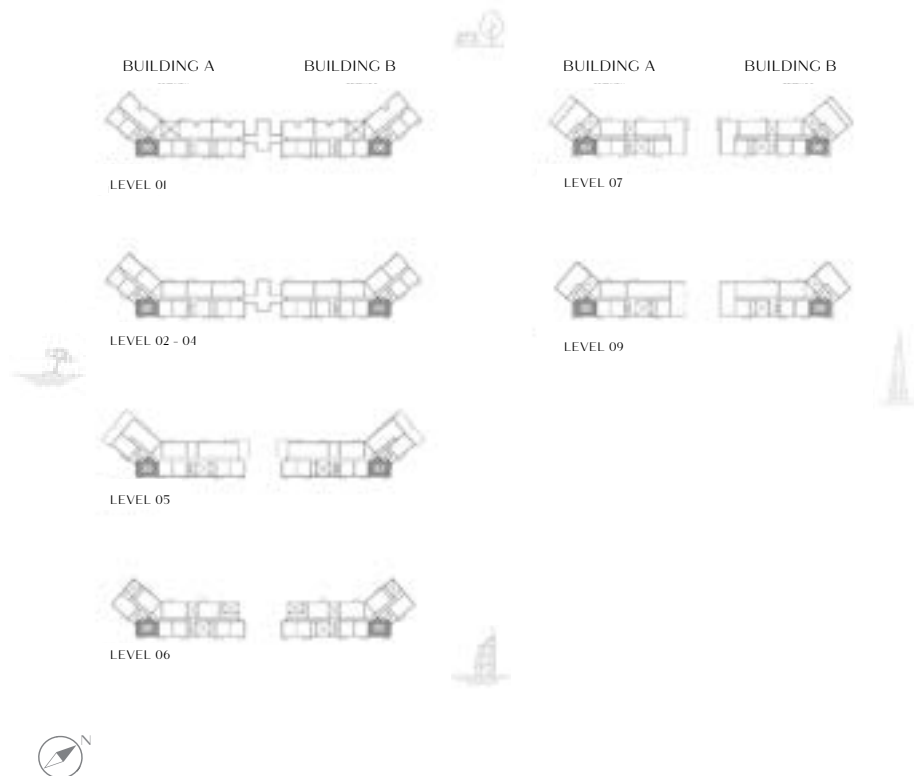
CITY WALK
CRESTLANE

2-BEDROOM



APARTMENT

2-BEDROOM TYPE A

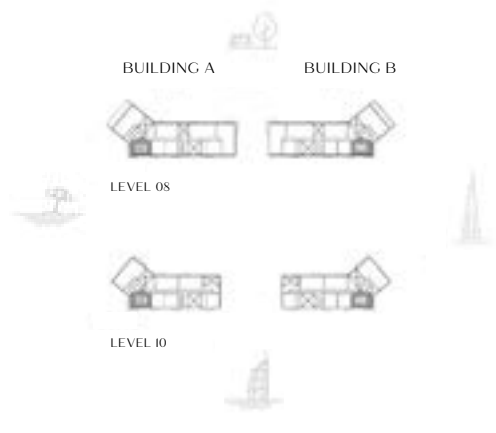



BUILDING	UNIT NUMBER	SUITE AREA		BALCONY AREA		TOTAL AREA	
		SQM	SQFT	SQM	SQFT	SQM	SQFT
2-Bedroom Type A							
A	203-303-403-503-603	111.92	1,204.70	4.81	51.77	116.73	1,256.47
	103	111.92	1,204.70	4.86	52.31	116.78	1,257.01
	703-903	111.83	1,203.73	16.87	181.59	128.70	1,385.32
2-Bedroom Type A (Mirrored)							
B	211-311-411-507-607	111.92	1,204.70	4.81	51.77	116.73	1,256.47
	106	111.92	1,204.70	4.86	52.31	116.78	1,257.01
	706-905	111.83	1,203.73	16.87	181.59	128.70	1,385.32

DISCLAIMER: PLANS, DETAILS AND UNIT ORIENTATION INCLUDED ARE INDICATIVE ONLY AND ARE SUBJECT TO CHANGE BY THE DEVELOPER/SELLER AT ITS SOLE DISCRETION WITHOUT NOTICE AND/OR LIABILITY. ALL IMAGES, INCLUDING FEATURES, FINISHES, FURNISHINGS, VIEW AND SCALE ARE ILLUSTRATIVE ONLY. FINAL AREAS, ORIENTATION, DIMENSIONS, LAYOUT AND MATERIALS MAY DIFFER FROM THOSE STATED.

CITY WALK
CRESTLANE

2-BEDROOM TYPE B

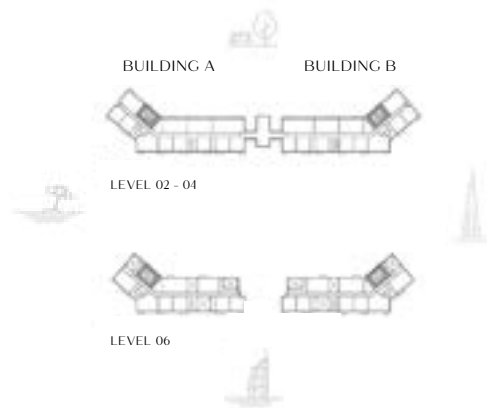


BUILDING	UNIT NUMBER	SUITE AREA		BALCONY AREA		TOTAL AREA	
		SQM	SQFT	SQM	SQFT	SQM	SQFT
2-Bedroom Type B							
A	803-1003	111.74	1,202.76	16.87	181.59	128.61	1,384.35
2-Bedroom Type B (Mirrored)							
B	806-1005	111.74	1,202.76	16.87	181.59	128.61	1,384.35

DISCLAIMER: PLANS, DETAILS AND UNIT ORIENTATION INCLUDED ARE INDICATIVE ONLY AND ARE SUBJECT TO CHANGE BY THE DEVELOPER/SELLER AT ITS SOLE DISCRETION WITHOUT NOTICE AND/OR LIABILITY. ALL IMAGES, INCLUDING FEATURES, FINISHES, FURNISHINGS, VIEW AND SCALE ARE ILLUSTRATIVE ONLY. FINAL AREAS, ORIENTATION, DIMENSIONS, LAYOUT AND MATERIALS MAY DIFFER FROM THOSE STATED.

CITY WALK
CRESTLANE

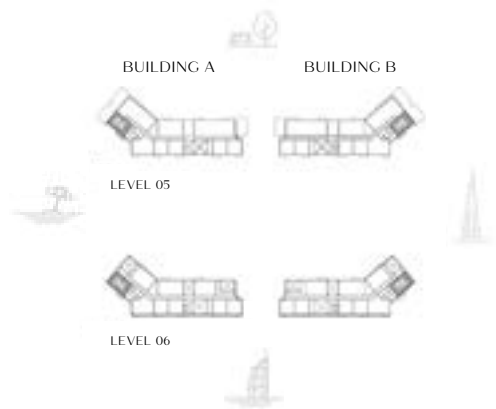
2-BEDROOM TYPE C



BUILDING	UNIT NUMBER	SUITE AREA		BALCONY AREA		TOTAL AREA	
		SQM	SQFT	SQM	SQFT	SQM	SQFT
2-Bedroom Type C							
A	605	103.11	1,109.87	5.04	54.25	108.15	1,164.12
	207	103.48	1,113.85	5.04	54.25	108.52	1,168.10
	307-407	103.52	1,114.28	5.04	54.25	108.56	1,168.53
2-Bedroom Type C (Mirrored)							
B	207	103.48	1,113.85	5.04	54.25	108.52	1,168.10
	307	103.53	1,114.39	5.04	54.25	108.57	1,168.64
	407	103.51	1,114.17	5.04	54.25	108.55	1,168.42
	605	103.13	1,110.08	5.04	54.25	108.17	1,164.33

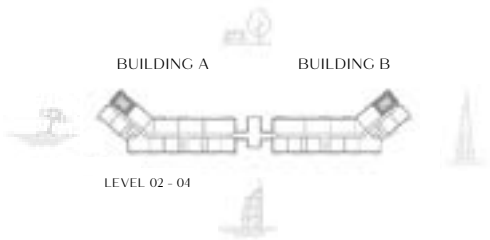
DISCLAIMER: PLANS, DETAILS AND UNIT ORIENTATION INCLUDED ARE INDICATIVE ONLY AND ARE SUBJECT TO CHANGE BY THE DEVELOPER/SELLER AT ITS SOLE DISCRETION WITHOUT NOTICE AND/OR LIABILITY. ALL IMAGES, INCLUDING FEATURES, FINISHES, FURNISHINGS, VIEW AND SCALE ARE ILLUSTRATIVE ONLY. FINAL AREAS, ORIENTATION, DIMENSIONS, LAYOUT AND MATERIALS MAY DIFFER FROM THOSE STATED.

CITY WALK
CRESTLANE



BUILDING	UNIT NUMBER	SUITE AREA		BALCONY AREA		TOTAL AREA	
		SQM	SQFT	SQM	SQFT	SQM	SQFT
2-Bedroom Type D							
A	504	103.55	1,114.60	8.20	88.26	111.75	1,202.87
	604	103.52	1,114.28	8.19	88.16	111.71	1,202.44
2-Bedroom Type D (Mirrored)							
B	506	103.55	1,114.60	8.20	88.26	111.75	1,202.87
	606	103.52	1,114.28	8.20	88.26	111.72	1,202.54

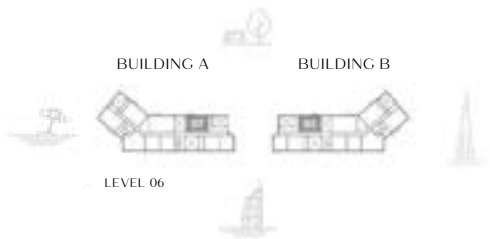
DISCLAIMER: PLANS, DETAILS AND UNIT ORIENTATION INCLUDED ARE INDICATIVE ONLY AND ARE SUBJECT TO CHANGE BY THE DEVELOPER/SELLER AT ITS SOLE DISCRETION WITHOUT NOTICE AND/OR LIABILITY. ALL IMAGES, INCLUDING FEATURES, FINISHES, FURNISHINGS, VIEW AND SCALE ARE ILLUSTRATIVE ONLY. FINAL AREAS, ORIENTATION, DIMENSIONS, LAYOUT AND MATERIALS MAY DIFFER FROM THOSE STATED.



BUILDING	UNIT NUMBER	SUITE AREA		BALCONY AREA		TOTAL AREA	
		SQM	SQFT	SQM	SQFT	SQM	SQFT
2-Bedroom Type E							
A	206	103.79	1,117.19	4.82	51.88	108.61	1,169.07
	306	103.80	1,117.29	4.81	51.77	108.61	1,169.07
	406	103.95	1,118.91	4.81	51.77	108.76	1,170.68
2-Bedroom Type E (Mirrored)							
B	208	103.79	1,117.19	4.82	51.88	108.61	1,169.07
	308	103.79	1,117.19	4.81	51.77	108.60	1,168.96
	408	103.96	1,119.02	4.81	51.77	108.77	1,170.79

DISCLAIMER: PLANS, DETAILS AND UNIT ORIENTATION INCLUDED ARE INDICATIVE ONLY AND ARE SUBJECT TO CHANGE BY THE DEVELOPER/SELLER AT ITS SOLE DISCRETION WITHOUT NOTICE AND/OR LIABILITY. ALL IMAGES, INCLUDING FEATURES, FINISHES, FURNISHINGS, VIEW AND SCALE ARE ILLUSTRATIVE ONLY. FINAL AREAS, ORIENTATION, DIMENSIONS, LAYOUT AND MATERIALS MAY DIFFER FROM THOSE STATED.

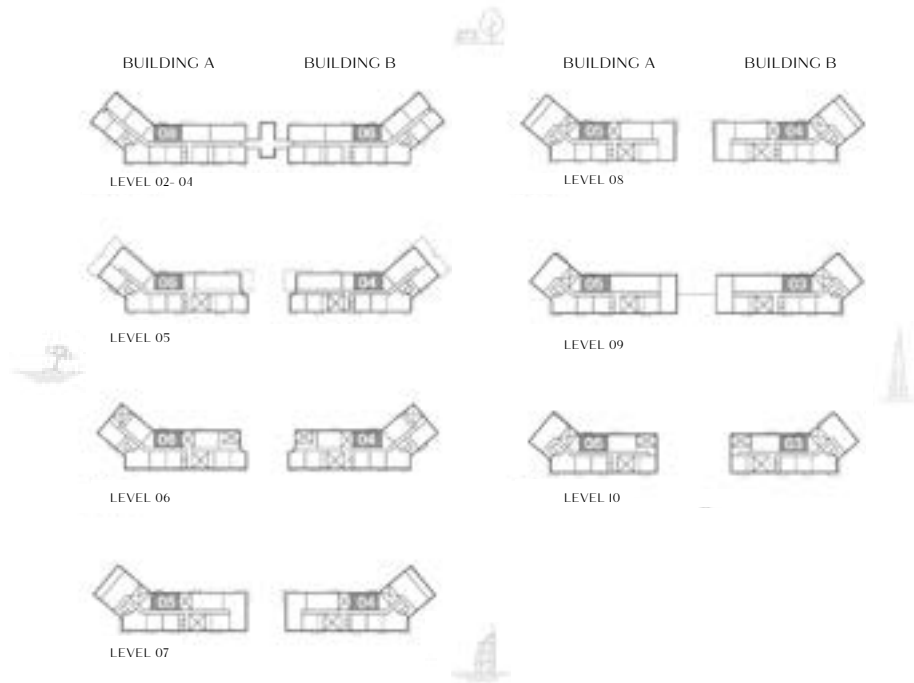
2-BEDROOM TYPE F



BUILDING	UNIT NUMBER	SUITE AREA		BALCONY AREA		TOTAL AREA	
		SQM	SQFT	SQM	SQFT	SQM	SQFT
2-Bedroom Type F							
A	607	112.75	1,213.63	4.75	51.13	117.50	1,264.76
2-Bedroom Type F (Mirrored)							
B	603	112.75	1,213.63	4.75	51.13	117.50	1,264.76

DISCLAIMER: PLANS, DETAILS AND UNIT ORIENTATION INCLUDED ARE INDICATIVE ONLY AND ARE SUBJECT TO CHANGE BY THE DEVELOPER/SELLER AT ITS SOLE DISCRETION WITHOUT NOTICE AND/OR LIABILITY. ALL IMAGES, INCLUDING FEATURES, FINISHES, FURNISHINGS, VIEW AND SCALE ARE ILLUSTRATIVE ONLY. FINAL AREAS, ORIENTATION, DIMENSIONS, LAYOUT AND MATERIALS MAY DIFFER FROM THOSE STATED.

2-BEDROOM + MAID TYPE A

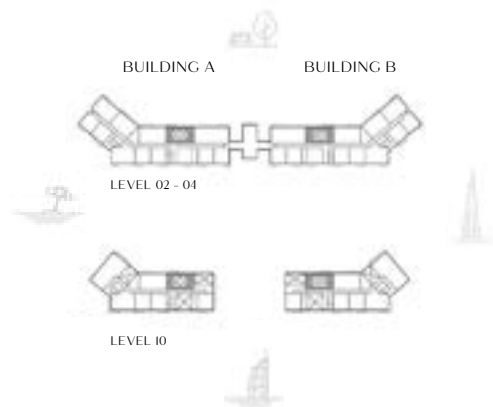


BUILDING	UNIT NUMBER	SUITE AREA		BALCONY AREA		TOTAL AREA	
		SQM	SQFT	SQM	SQFT	SQM	SQFT
2-Bedroom + Maid Type A							
A	208-308-408	119.42	1,285.43	6.39	68.78	125.81	1,354.21
	905-1005	119.42	1,285.43	6.43	69.21	125.85	1,354.64
	506-606-705	119.62	1,287.58	6.39	68.78	126.01	1,356.36
	805	119.62	1,287.58	6.43	69.21	126.05	1,356.79
2-Bedroom + Maid Type A (Mirrored)							
B	206-306-406	119.42	1,285.43	6.39	68.78	125.81	1,354.21
	903-1003	119.42	1,285.43	6.43	69.21	125.85	1,354.64
	504-604-704	119.62	1,287.58	6.39	68.78	126.01	1,356.36
	804	119.62	1,287.58	6.43	69.21	126.05	1,356.79



DISCLAIMER: PLANS, DETAILS AND UNIT ORIENTATION INCLUDED ARE INDICATIVE ONLY AND ARE SUBJECT TO CHANGE BY THE DEVELOPER/SELLER AT ITS SOLE DISCRETION WITHOUT NOTICE AND/OR LIABILITY. ALL IMAGES, INCLUDING FEATURES, FINISHES, FURNISHINGS, VIEW AND SCALE ARE ILLUSTRATIVE ONLY. FINAL AREAS, ORIENTATION, DIMENSIONS, LAYOUT AND MATERIALS MAY DIFFER FROM THOSE STATED.

2-BEDROOM + MAID TYPE B



BUILDING	UNIT NUMBER	SUITE AREA		BALCONY AREA		TOTAL AREA	
		SQM	SQFT	SQM	SQFT	SQM	SQFT
2-Bedroom + Maid Type B							
A	209-309-409	119.96	1,291.24	9.57	103.01	129.53	1,394.25
	1006	119.96	1,291.24	7.85	84.50	127.81	1,375.74
2-Bedroom + Maid Type B (Mirrored)							
B	205-305-405	119.96	1,291.24	9.57	103.01	129.53	1,394.25
	1002	119.96	1,291.24	7.85	84.50	127.81	1,375.74



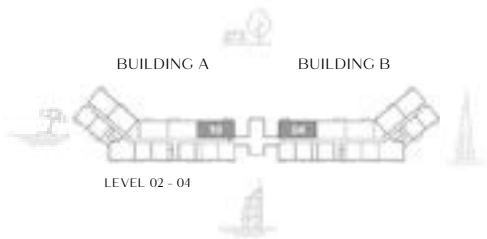
DISCLAIMER: PLANS, DETAILS AND UNIT ORIENTATION INCLUDED ARE INDICATIVE ONLY AND ARE SUBJECT TO CHANGE BY THE DEVELOPER/SELLER AT ITS SOLE DISCRETION WITHOUT NOTICE AND/OR LIABILITY. ALL IMAGES, INCLUDING FEATURES, FINISHES, FURNISHINGS, VIEW AND SCALE ARE ILLUSTRATIVE ONLY. FINAL AREAS, ORIENTATION, DIMENSIONS, LAYOUT AND MATERIALS MAY DIFFER FROM THOSE STATED.

3-BEDROOM



APARTMENT

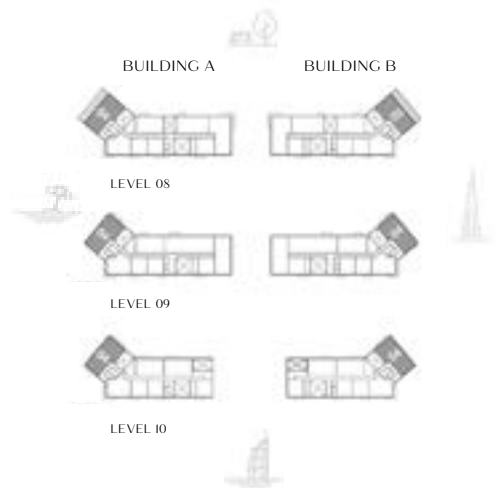
3-BEDROOM TYPE A



BUILDING	UNIT NUMBER	SUITE AREA		BALCONY AREA		TOTAL AREA	
		SQM	SQFT	SQM	SQFT	SQM	SQFT
3-Bedroom Type A							
A	210-310-410	156	1,679.17	6.35	68.35	162.35	1,747.52
3-Bedroom Type A (Mirrored)							
B	204-304-404	156	1,679.17	6.35	68.35	162.35	1,747.52

DISCLAIMER: PLANS, DETAILS AND UNIT ORIENTATION INCLUDED ARE INDICATIVE ONLY AND ARE SUBJECT TO CHANGE BY THE DEVELOPER/SELLER AT ITS SOLE DISCRETION WITHOUT NOTICE AND/OR LIABILITY. ALL IMAGES, INCLUDING FEATURES, FINISHES, FURNISHINGS, VIEW AND SCALE ARE ILLUSTRATIVE ONLY. FINAL AREAS, ORIENTATION, DIMENSIONS, LAYOUT AND MATERIALS MAY DIFFER FROM THOSE STATED.

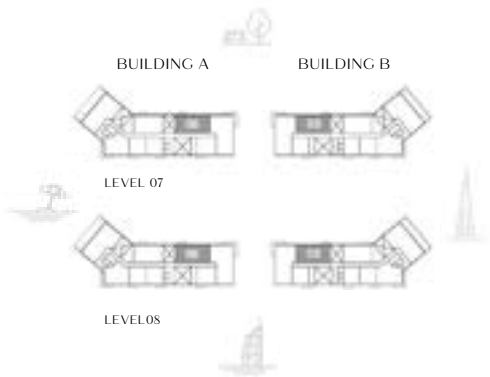
3-BEDROOM TYPE B



BUILDING	UNIT NUMBER	SUITE AREA		BALCONY AREA		TOTAL AREA	
		SQM	SQFT	SQM	SQFT	SQM	SQFT
3-Bedroom Type B							
A	804	185.06	1,991.97	11.06	119.05	196.12	2,111.02
	904	184.89	1,990.14	11.06	119.05	195.95	2,109.19
	1004	184.88	1,990.03	11.06	119.05	195.94	2,109.08
3-Bedroom Type B (Mirrored)							
B	805	185.06	1,991.97	11.06	119.05	196.12	2,111.02
	904	184.89	1,990.14	11.06	119.05	195.95	2,109.19
	1004	184.88	1,990.03	11.05	118.94	195.93	2,108.97

DISCLAIMER: PLANS, DETAILS AND UNIT ORIENTATION INCLUDED ARE INDICATIVE ONLY AND ARE SUBJECT TO CHANGE BY THE DEVELOPER/SELLER AT ITS SOLE DISCRETION WITHOUT NOTICE AND/OR LIABILITY. ALL IMAGES, INCLUDING FEATURES, FINISHES, FURNISHINGS, VIEW AND SCALE ARE ILLUSTRATIVE ONLY. FINAL AREAS, ORIENTATION, DIMENSIONS, LAYOUT AND MATERIALS MAY DIFFER FROM THOSE STATED.

CITY WALK
CRESTLANE



BUILDING	UNIT NUMBER	SUITE AREA		BALCONY AREA		TOTAL AREA	
		SQM	SQFT	SQM	SQFT	SQM	SQFT
3-Bedroom Type C							
A	706-806	146.94	1,581.65	4.75	51.13	151.69	1,632.78
3-Bedroom Type C (Mirrored)							
B	703-803	146.94	1,581.65	4.75	51.13	151.69	1,632.78

DISCLAIMER: PLANS, DETAILS AND UNIT ORIENTATION INCLUDED ARE INDICATIVE ONLY AND ARE SUBJECT TO CHANGE BY THE DEVELOPER/SELLER AT ITS SOLE DISCRETION WITHOUT NOTICE AND/OR LIABILITY. ALL IMAGES, INCLUDING FEATURES, FINISHES, FURNISHINGS, VIEW AND SCALE ARE ILLUSTRATIVE ONLY. FINAL AREAS, ORIENTATION, DIMENSIONS, LAYOUT AND MATERIALS MAY DIFFER FROM THOSE STATED.

3-BEDROOM TYPE D

BUILDING	UNIT NUMBER	SUITE AREA		BALCONY AREA		TO
		SQM	SQFT	SQM	SQFT	SQ
3-Bedroom Type D						
A	707	178.97	1,926.42	18.10	194.83	197.7
	807	178.77	1,924.26	18.36	197.63	197.7
3-Bedroom Type D (Mirrored)						
B	702	178.97	1,926.42	18.10	194.83	197.7
	802	178.77	1,924.26	18.36	197.63	197.7

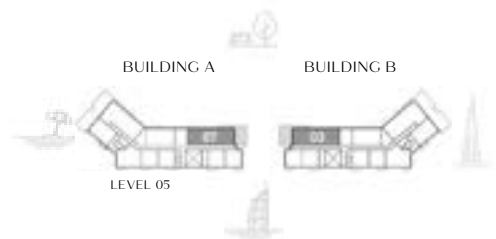


Building	Unit Number	Suite Area		Balcony Area		Total Area	
		SQM	SQFT	SQM	SQFT	SQM	SQFT
3-Bedroom Type D							
A	707	178.97	1,926.42	18.10	194.83	197.07	2,121.24
	807	178.77	1,924.26	18.36	197.63	197.13	2,121.89
3-Bedroom Type D (Mirrored)							
B	702	178.97	1,926.42	18.10	194.83	197.07	2,121.24
	802	178.77	1,924.26	18.36	197.63	197.13	2,121.89

DISCLAIMER: PLANS, DETAILS AND UNIT ORIENTATION INCLUDED ARE INDICATIVE ONLY AND ARE SUBJECT TO CHANGE BY THE DEVELOPER/SELLER AT ITS SOLE DISCRETION WITHOUT NOTICE AND/OR LIABILITY. ALL IMAGES, INCLUDING FEATURES, FINISHES, FURNISHINGS, VIEW AND SCALE ARE ILLUSTRATIVE ONLY. FINAL AREAS, ORIENTATION, DIMENSIONS, LAYOUT AND MATERIALS MAY DIFFER FROM THOSE STATED.

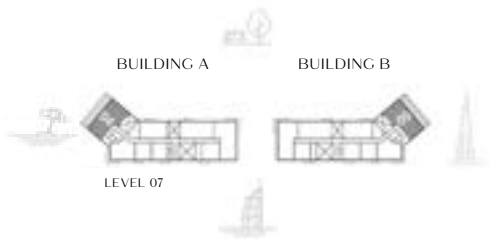
CITY WALK
CRESTLANE

3-BEDROOM TYPE E



BUILDING	UNIT NUMBER	SUITE AREA		BALCONY AREA		TOTAL AREA	
		SQM	SQFT	SQM	SQFT	SQM	SQFT
3-Bedroom Type E							
A (Double-Height Void)	507	208.77	2,247.18	66.79	718.92	275.56	2,966.10
3-Bedroom Type E (Mirrored)							
B (Double-Height Void)	503	208.95	2,249.12	66.60	716.88	275.55	2,966.00

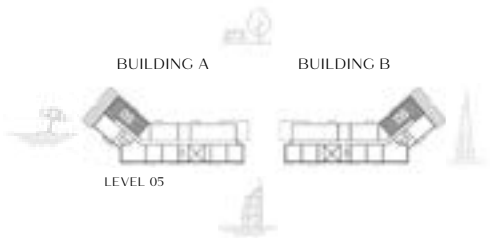
DISCLAIMER: PLANS, DETAILS AND UNIT ORIENTATION INCLUDED ARE INDICATIVE ONLY AND ARE SUBJECT TO CHANGE BY THE DEVELOPER/SELLER AT ITS SOLE DISCRETION WITHOUT NOTICE AND/OR LIABILITY. ALL IMAGES, INCLUDING FEATURES, FINISHES, FURNISHINGS, VIEW AND SCALE ARE ILLUSTRATIVE ONLY. FINAL AREAS, ORIENTATION, DIMENSIONS, LAYOUT AND MATERIALS MAY DIFFER FROM THOSE STATED.



BUILDING	UNIT NUMBER	SUITE AREA		BALCONY AREA		TOTAL AREA	
		SQM	SQFT	SQM	SQFT	SQM	SQFT
3-Bedroom Type F							
A	704	184.90	1,990.25	75.88	816.77	260.78	2,807.01
3-Bedroom Type F (Mirrored)							
B	705	184.90	1,990.25	75.88	816.77	260.78	2,807.01

DISCLAIMER: PLANS, DETAILS AND UNIT ORIENTATION INCLUDED ARE INDICATIVE ONLY AND ARE SUBJECT TO CHANGE BY THE DEVELOPER/SELLER AT ITS SOLE DISCRETION WITHOUT NOTICE AND/OR LIABILITY. ALL IMAGES, INCLUDING FEATURES, FINISHES, FURNISHINGS, VIEW AND SCALE ARE ILLUSTRATIVE ONLY. FINAL AREAS, ORIENTATION, DIMENSIONS, LAYOUT AND MATERIALS MAY DIFFER FROM THOSE STATED.

3-BEDROOM TYPE C



BUILDING	UNIT NUMBER	SUITE AREA		BALCONY AREA		TOTAL AREA	
		SQM	SQFT	SQM	SQFT	SQM	SQFT
3-Bedroom Type G							
A (Double-Height Void)	505	189.52	2,039.98	135.79	1,461.63	325.31	3,501.61
3-Bedroom Type G (Mirrored)							
B (Double-Height Void)	505	190.10	2,046.22	135.79	1,461.63	325.89	3,507.85

DISCLAIMER: PLANS, DETAILS AND UNIT ORIENTATION INCLUDED ARE INDICATIVE ONLY AND ARE SUBJECT TO CHANGE BY THE DEVELOPER/SELLER AT ITS SOLE DISCRETION WITHOUT NOTICE AND/OR LIABILITY. ALL IMAGES, INCLUDING FEATURES, FINISHES, FURNISHINGS, VIEW AND SCALE ARE ILLUSTRATIVE ONLY. FINAL AREAS, ORIENTATION, DIMENSIONS, LAYOUT AND MATERIALS MAY DIFFER FROM THOSE STATED.

3-BEDROOM TYPE H



BUILDING	UNIT NUMBER	SUITE AREA		BALCONY AREA		TOTAL AREA	
		SQM	SQFT	SQM	SQFT	SQM	SQFT
3-Bedroom Type H							
A (Double-Height Void)	906	220.42	2,372.58	170.58	1,836.11	391.00	4,208.69
3-Bedroom Type H (Mirrored)							
B (Double-Height Void)	902	220.42	2,372.58	170.58	1,836.11	391.00	4,208.69

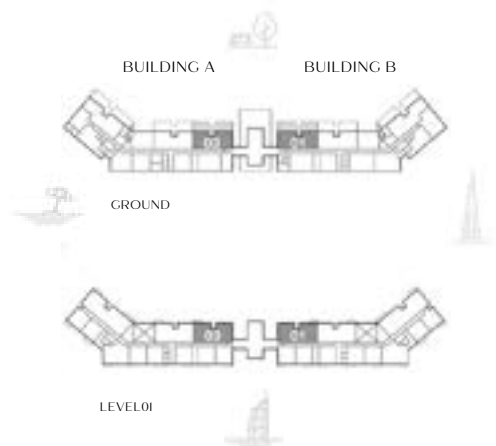
DISCLAIMER: PLANS, DETAILS AND UNIT ORIENTATION INCLUDED ARE INDICATIVE ONLY AND ARE SUBJECT TO CHANGE BY THE DEVELOPER/SELLER AT ITS SOLE DISCRETION WITHOUT NOTICE AND/OR LIABILITY. ALL IMAGES, INCLUDING FEATURES, FINISHES, FURNISHINGS, VIEW AND SCALE ARE ILLUSTRATIVE ONLY. FINAL AREAS, ORIENTATION, DIMENSIONS, LAYOUT AND MATERIALS MAY DIFFER FROM THOSE STATED.

4-BEDROOM



DUPLEX

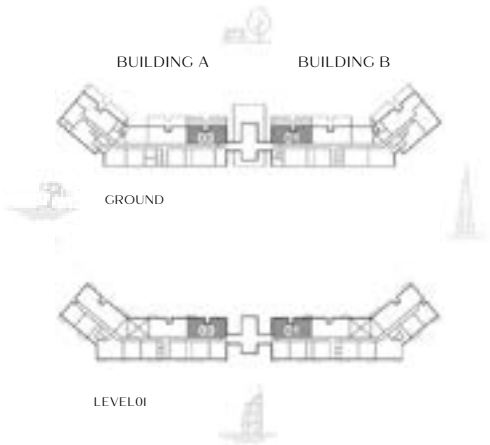
DUPLEX TYPE A
LOWER LEVEL



BUILDING	UNIT NUMBER	SUITE AREA		BALCONY AREA		TOTAL AREA	
		SQM	SQFT	SQM	SQFT	SQM	SQFT
Duplex Type A							
A	G03	315.28	3,393.65	93.58	1,007.29	408.86	4,400.93
Duplex Type A (Mirrored)							
B	G01	315.28	3,393.65	93.58	1,007.29	408.86	4,400.93

DISCLAIMER: PLANS, DETAILS AND UNIT ORIENTATION INCLUDED ARE INDICATIVE ONLY AND ARE SUBJECT TO CHANGE BY THE DEVELOPER/SELLER AT ITS SOLE DISCRETION WITHOUT NOTICE AND/OR LIABILITY. ALL IMAGES, INCLUDING FEATURES, FINISHES, FURNISHINGS, VIEW AND SCALE ARE ILLUSTRATIVE ONLY. FINAL AREAS, ORIENTATION, DIMENSIONS, LAYOUT AND MATERIALS MAY DIFFER FROM THOSE STATED.

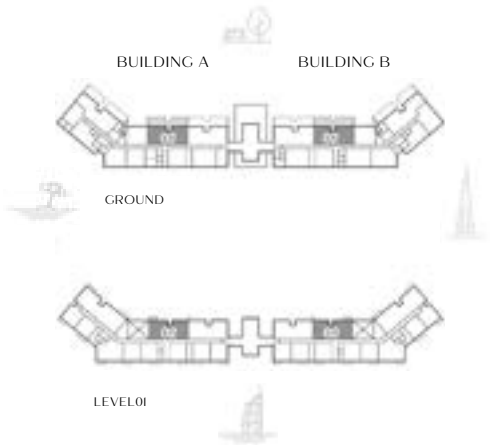

DUPLEX TYPE A
UPPER LEVEL



BUILDING	UNIT NUMBER	SUITE AREA		BALCONY AREA		TOTAL AREA	
		SQM	SQFT	SQM	SQFT	SQM	SQFT
Duplex Type A							
A	G03	315.28	3,393.65	93.58	1,007.29	408.86	4,400.93
Duplex Type A (Mirrored)							
B	G01	315.28	3,393.65	93.58	1,007.29	408.86	4,400.93

DISCLAIMER: PLANS, DETAILS AND UNIT ORIENTATION INCLUDED ARE INDICATIVE ONLY AND ARE SUBJECT TO CHANGE BY THE DEVELOPER/SELLER AT ITS SOLE DISCRETION WITHOUT NOTICE AND/OR LIABILITY. ALL IMAGES, INCLUDING FEATURES, FINISHES, FURNISHINGS, VIEW AND SCALE ARE ILLUSTRATIVE ONLY. FINAL AREAS, ORIENTATION, DIMENSIONS, LAYOUT AND MATERIALS MAY DIFFER FROM THOSE STATED.

DUPLEX TYPE B LOWER LEVEL

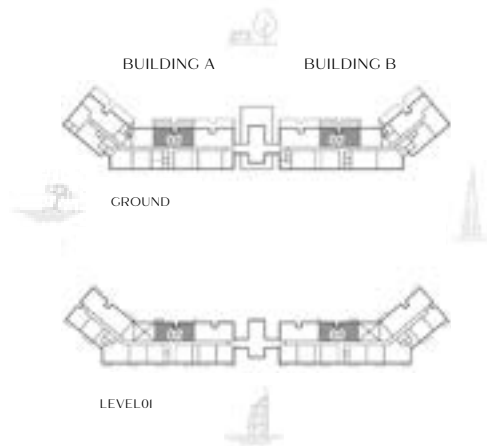


BUILDING	UNIT NUMBER	SUITE AREA		BALCONY AREA		TOTAL AREA	
		SQM	SQFT	SQM	SQFT	SQM	SQFT
Duplex Type B							
A	G02	315.16	3,392.35	93.10	1,002.12	408.26	4,394.47
Duplex Type B (Mirrored)							
B	G02	315.37	3,394.61	93.10	1,002.12	408.47	4,396.73

DISCLAIMER: PLANS, DETAILS AND UNIT ORIENTATION INCLUDED ARE INDICATIVE ONLY AND ARE SUBJECT TO CHANGE BY THE DEVELOPER/SELLER AT ITS SOLE DISCRETION WITHOUT NOTICE AND/OR LIABILITY. ALL IMAGES, INCLUDING FEATURES, FINISHES, FURNISHINGS, VIEW AND SCALE ARE ILLUSTRATIVE ONLY. FINAL AREAS, ORIENTATION, DIMENSIONS, LAYOUT AND MATERIALS MAY DIFFER FROM THOSE STATED.

CITY WALK
CRESTLANE

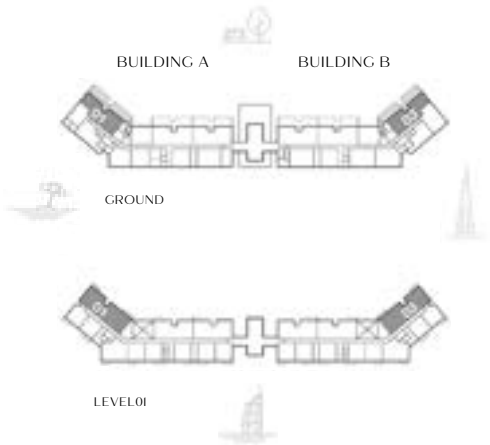
DUPLEX TYPE B UPPER LEVEL



BUILDING	UNIT NUMBER	SUITE AREA		BALCONY AREA		TOTAL AREA	
		SQM	SQFT	SQM	SQFT	SQM	SQFT
Duplex Type B							
A	G02	315.16	3,392.35	93.10	1,002.12	408.26	4,394.47
Duplex Type B (Mirrored)							
B	G02	315.37	3,394.61	93.10	1,002.12	408.47	4,396.73

DISCLAIMER: PLANS, DETAILS AND UNIT ORIENTATION INCLUDED ARE INDICATIVE ONLY AND ARE SUBJECT TO CHANGE BY THE DEVELOPER/SELLER AT ITS SOLE DISCRETION WITHOUT NOTICE AND/OR LIABILITY. ALL IMAGES, INCLUDING FEATURES, FINISHES, FURNISHINGS, VIEW AND SCALE ARE ILLUSTRATIVE ONLY. FINAL AREAS, ORIENTATION, DIMENSIONS, LAYOUT AND MATERIALS MAY DIFFER FROM THOSE STATED.

DUPLEX TYPE C
LOWER LEVEL



BUILDING	UNIT NUMBER	SUITE AREA		BALCONY AREA		TOTAL AREA	
		SQM	SQFT	SQM	SQFT	SQM	SQFT
Duplex Type C							
A	G01	370.01	3,982.75	126.23	1,358.73	496.24	5,341.48
Duplex Type C (Mirrored)							
B	G03	371.33	3,996.96	126.23	1,358.73	497.56	5,355.69

DISCLAIMER: PLANS, DETAILS AND UNIT ORIENTATION INCLUDED ARE INDICATIVE ONLY AND ARE SUBJECT TO CHANGE BY THE DEVELOPER/SELLER AT ITS SOLE DISCRETION WITHOUT NOTICE AND/OR LIABILITY. ALL IMAGES, INCLUDING FEATURES, FINISHES, FURNISHINGS, VIEW AND SCALE ARE ILLUSTRATIVE ONLY. FINAL AREAS, ORIENTATION, DIMENSIONS, LAYOUT AND MATERIALS MAY DIFFER FROM THOSE STATED.

DUPLEX TYPE C
UPPER LEVEL



BUILDING	UNIT NUMBER	SUITE AREA		BALCONY AREA		TOTAL AREA	
		SQM	SQFT	SQM	SQFT	SQM	SQFT
Duplex Type C							
A	G01	370.01	3,982.75	126.23	1,358.73	496.24	5,341.48
Duplex Type C (Mirrored)							
B	G03	371.33	3,996.96	126.23	1,358.73	497.56	5,355.69

DISCLAIMER: PLANS, DETAILS AND UNIT ORIENTATION INCLUDED ARE INDICATIVE ONLY AND ARE SUBJECT TO CHANGE BY THE DEVELOPER/SELLER AT ITS SOLE DISCRETION WITHOUT NOTICE AND/OR LIABILITY. ALL IMAGES, INCLUDING FEATURES, FINISHES, FURNISHINGS, VIEW AND SCALE ARE ILLUSTRATIVE ONLY. FINAL AREAS, ORIENTATION, DIMENSIONS, LAYOUT AND MATERIALS MAY DIFFER FROM THOSE STATED.

5-BEDROOM



PENTHOUSE



BUILDING	UNIT NUMBER	SUITE AREA		BALCONY AREA		TOTAL AREA	
		SQM	SQFT	SQM	SQFT	SQM	SQFT
Penthouse							
A	1101	602.55	6,485.79	362.69	3,903.96	965.24	10,389.76
Penthouse (Mirrored)							
B	1101	602.38	6,483.96	362.69	3,903.96	965.07	10,387.93

DISCLAIMER: PLANS, DETAILS AND UNIT ORIENTATION INCLUDED ARE INDICATIVE ONLY AND ARE SUBJECT TO CHANGE BY THE DEVELOPER/SELLER AT ITS SOLE DISCRETION WITHOUT NOTICE AND/OR LIABILITY. ALL IMAGES, INCLUDING FEATURES, FINISHES, FURNISHINGS, VIEW AND SCALE ARE ILLUSTRATIVE ONLY. FINAL AREAS, ORIENTATION, DIMENSIONS, LAYOUT AND MATERIALS MAY DIFFER FROM THOSE STATED.



BUILDING	UNIT NUMBER	SUITE AREA		BALCONY AREA		TOTAL AREA	
		SQM	SQFT	SQM	SQFT	SQM	SQFT
Penthouse							
A	1101	602.55	6,485.79	362.69	3,903.96	965.24	10,389.76
Penthouse (Mirrored)							
B	1101	602.38	6,483.96	362.69	3,903.96	965.07	10,387.93

DISCLAIMER: PLANS, DETAILS AND UNIT ORIENTATION INCLUDED ARE INDICATIVE ONLY AND ARE SUBJECT TO CHANGE BY THE DEVELOPER/SELLER AT ITS SOLE DISCRETION WITHOUT NOTICE AND/OR LIABILITY. ALL IMAGES, INCLUDING FEATURES, FINISHES, FURNISHINGS, VIEW AND SCALE ARE ILLUSTRATIVE ONLY. FINAL AREAS, ORIENTATION, DIMENSIONS, LAYOUT AND MATERIALS MAY DIFFER FROM THOSE STATED.



CITY WALK
CRESTLANE